



**Headquarter, production & warehouse**

Prosperplast 1 Sp. z o. o.  
43-378 Rybarzowice  
ul. Wilkowska 968  
Polska

tel. +48 33 817 70 03  
fax +48 33 817 60 81

biuro@prosperplast.pl  
office@prosperplast.pl

**Production & warehouse**

Prosperplast 1 Sp. z o. o.  
43-374 Buczkowice  
ul. Wczasowa 733A  
Polska

tel. +48 33 817 70 03  
fax +48 33 817 60 81

**Production & warehouse**

Prosperplast 1 Sp. z o. o.  
34-300 Żywiec  
ul. Leśnianka 81  
Polska

tel./ fax +48 33 475 05 86

**Warehouse**

Prosperplast 1 Sp. z o. o.  
43-365 Wilkowice  
ul. E. Kwiatkowskiego 23  
Polska

tel. +48 33 817 70 03



**Office**

Prosperplast Deutschland GmbH  
Hopfenstraße 22a  
85283 Wolnzach  
Deutschland

tel. +49 8442 9628499  
tel. +49 8442 9588 30  
fax +49 8442 9680853

kontakt@prosperplast.de  
www.prosperplast.de

**Warehouse**

Prosperplast Deutschland GmbH  
Weststrasse 6  
02708 Löbau  
Deutschland

tel. +49 03585 4688278  
fax +49 03585 4688274  
kontakt@prosperplast.de  
www.prosperplast.de



**Office**

Prosperplast s.r.o.  
V Zátěši 810/1  
709 00 Ostrava - Mariánské Hory  
Czech Republic

**Warehouse**

Prosperplast s.r.o.  
Nošovice 330  
739 51 Nošovice  
Czech Republic

tel. +420 553 034 443  
mob +420 730 894 721  
info@prosperplast.cz  
www.prosperplast.cz

concept - PROSPERPLAST  
photography: Anna Wajda  
layout, edition, floristic decoration:  
Małgorzata Baca-Ścibut, Anna Wajda

Please discover our additional garden ranges  
in Garden Catalogue.




















Collection 2020











Collection 2020

Pictures have been taken courtesy of :

Bukowa Góra Apartments, Wisła  
Peron Café, Bielsko-Biala  
Molo Resort, Osiek  
Poziom 511 Design Hotel & SPA, Podzamcze  
Młyn Jacka Hotel & Spa, Wadowice  
Qubus Hotel, Bielsko-Biala  
Architectural Studio KKAT, Kraków  
Source\_freepik\_images with courtesy of senivpetro

# legend

-  PL symbol  
EN symbol  
DE symbol  
CZ symbol
-  PL długość (mm)  
EN length (mm)  
DE Länge (mm)  
CZ délka (mm)
-  PL szerokość (mm)  
EN width (mm)  
DE breite (mm)  
CZ šířka (mm)
-  PL wysokość (mm)  
EN height (mm)  
DE höhe (mm)  
CZ výška (mm)
-  PL średnica (mm)  
EN diameter (mm)  
DE durchmesser (mm)  
CZ průměr (mm)
-  PL pojemność wkładu/doniczki  
EN capacity insert/flowerpot  
DE Fassungsvermögen des Einsatzes/Pflanztopfs  
CZ objem vkladu/kvetinace
-  PL pojemność  
EN capacity  
DE kapazität  
CZ objem
-  PL ilość sztuk w opakowaniu foliowym  
EN poly bag quantity  
DE Stückzahl pro PE-bauteil  
CZ počet kusů v sáčku
-  PL ilość sztuk w opakowaniu kartonowym  
EN carton quantity  
DE Stückzahl pro karton  
CZ počet kusů v kartonu
-  PL opakowanie nr 1  
EN package nr1  
DE verpackungsart nr1  
CZ balení č.1
-  PL opakowanie nr 2  
EN package nr2  
DE verpackungsart nr2  
CZ balení č.2
-  PL metr kwadratowy  
EN square meter  
DE quadratmeter  
CZ metr čtvereční
-  PL ilość sztuk na europalecie  
EN number of pieces on an Europalette  
DE Stückzahl auf einer EUR Palette  
CZ počet kusů na europaletě
-  PL wysokość palety (mm)  
EN height pallet (mm)  
DE höhe der Palette (mm)  
CZ výška palety
-  PL ilość sztuk na tirze  
EN truck quantity  
DE Stückzahl pro LKW  
CZ počet kusů v kamionu
-  PL system mechaniczny  
EN mechanical system  
DE mechanischen System  
CZ mechanický systém
-  PL czas napełniania wodą  
EN time filling water  
DE Wasserfüllung Zeit  
CZ čas naplnění vodou

-  insert inside
-  outdoor
-  indoor
-  water flow
-  space for watering can
-  break - proof
-  frost - resistant
-  UV - resistant
-  light weight
-  stabilizing connector



Pragniemy przewidywać Twoje potrzeby i być zawsze o krok do przodu, aby Cię usatysfakcjonować. Dlatego przygotowaliśmy katalog na 2020 rok pełen produktów, które z łatwością wkrócą w Twoje codzienne życie.

We want to foresee your needs and always be one step ahead to make you satisfied. That is why we prepared this catalogue for 2020 filled with products that will easily step into your everyday life.



GPS:  
49°44'37" N,  
019°05'52" E













## colour palette

- |   |                                    |  |                                |
|---|------------------------------------|--|--------------------------------|
|  3449  | przezroczysty transparent          |  B333 | niebieski blue                 |
|  5449  | biały white                        |  285C | niebieski włoski italian blue  |
|  CY728 | krem cream                         |  658U | baby blue niebieski dziecięcy  |
|  7502U | kawa z mlekiem milk coffee         |  623U | szalwia sage                   |
|  7529U | moCCA moCCA                        |  573U | piSTACJA pistachio             |
|  405U  | szary kamienny stone gray          |  320U | turkus morski turquoise lagoon |
|  R736  | cegła brick                        |  389U | limonka lime                   |
|  R624  | terakota terracotta                |  370U | oliwka olive                   |
|  7601U | stal kortenowa corten steel        |  G800 | grozkowy green pea             |
|  R222  | brąz brown                         |  G642 | zielony green                  |
|  440U  | umbra umber                        |  361C | zieleń wiosenna green spring   |
|  Y200  | żółty yellow                       |  S411 | czarny black                   |
|  116C  | żółty wiosenny spring yellow       |  S433 | antracytowy anthracite         |
|  116U  | żółty indyjski Indian yellow       |  S442 | grafitowy graphite             |
|  117U  | musztardowy mustard                |  426U | grafit graphite                |
|  R200  | pomarańczowy soczysty juicy orange |  656U | lodowy szary ice gray          |
|  1788C | koral coral                        |  B68M | srebrny silver                 |
|  235C  | fuksjA fuchsia                     |  422U | beton concrete                 |
|  2635U | lawenda lavender                   |  425U | marengo marengo                |
|  5245U | jabłodowy jasny light berry        |  B411 | czarny beton black concrete    |
|  698U  | róż pudrowy pink powder            |  |                                |
|  488U  | brzoskwinowy peach                 |  |                                |
|  207C  | malinowy raspberry                 |  |                                |

## transparent and translucent colours

- |  |                           |  |                  |
|--|---------------------------|--|------------------|
|  CPND | przezroczysty transparent |  CPR9 | różowy pink      |
|  CG6U | chłodny szary cool gray   |  CPR8 | fioletowy violet |
|  CPY2 | zielony green             |  |                  |

- |   |                           |   |                           |
|---|---------------------------|---|---------------------------|
|  CS99G | przezroczysty transparent |  CS99S | przezroczysty transparent |
|  CG55G | zielony green             |  CG55S | zielony green             |
|  CR91G | fioletowy violet          |  CR91S | fioletowy violet          |
|  CR95G | różowy pink               |  CR95S | różowy pink               |
|  CB77G | niebieski blue            |  CB77S | niebieski blue            |

Wszystkie prawa zastrzeżone przez Prosperplast 1 Spółka z o.o., a zawartość nie może być powielana, pobierana, rozpowszechniana, publikowana lub przekazywana w jakiegokolwiek formie i w jakikolwiek sposób, bez uprzedniej pisemnej zgody Prosperplast 1 Spółka z o.o. Niniejszy katalog nie stanowi oferty w rozumieniu obowiązujących przepisów. Za błędy w druku nie odpowiadamy.

All rights are reserved by Prosperplast 1 Spółka z o.o. and content may not be reproduced, downloaded, disseminated, published, or transferred in any form or by any means, except with the prior written permission of Prosperplast 1 Spółka z o.o. This catalogue does not constitute an offer within the meaning of applicable rules. We are not responsible for printing errors.





 **Prosperplast**<sup>®</sup>  
plastic products



welcome



Rybarzowice - headquarter (production & warehouse)

At present Prosperplast is one of the leaders among the manufacturers of plastic products not only in Poland but also in Europe. The wide range of products contains articles for home and garden, such as pots, composters, palisades, watering cans, shovels, toolboxes and articles for children (sledges, slides, ride on cars, etc.).

Prosperplast was founded in 1993 in Buczkowice, a village located in the south of Poland. Since beginning it is a family corporation, whose owners are brothers Paweł and Marek Mrózek. The present headquarters are situated in Rybarzowice (south of Poland) and the sale offices and warehouses are located also in Germany and Czech Republic.





Rybarzowice - headquarter (production & warehouse)

Dzisiaj firma Prosperplast jest jednym z liderów wśród producentów, nie tylko w Polsce, ale także w Europie szerokiej gamy artykułów z branży tworzyw sztucznych do domu i ogrodu, takich jak donice, kompostowniki, palisady, konewki, łopaty, skrzynki narzędziowe oraz artykuły dziecięce (sanki, ślizgi, autka, itd.). Prosperplast został założony w 1993 r. w Buczkowicach, miejscowości zlokalizowanej na południu Polski. Od samego początku jest to firma rodzinna, której właścicielami są bracia Paweł i Marek Mrózek. Obecnie siedziba znajduje się w Rybarzowicach (południe Polski), ponadto nasze biura handlowe i magazyny mieszczą się w Niemczech oraz w Czechach.



Wilkowice - logistic centre

In its origins the company was producing only plastic pots. However, in response to market needs and growing expectations of the clients the range of products has grown in time by several lines of products, such as: snow shovels, DIY and aslo children articles.



Wilkowice - logistic centre

W początkowym okresie działalności firma zajmowała się produkcją wyłącznie donic z tworzyw sztucznych. W odpowiedzi na potrzeby rynku i rosnące zainteresowanie ze strony klientów z upływem czasu asortyment poszerzył się o kolejne linie produktowe: łopaty do odśnieżania, artykuły dziecięce a także asortyment DIY.





Żywiec - production & warehouse

Owing to clever management and continuous investments in machinery, new designs and the crew the company expanded significantly between 2008-2019. Nowadays we have 3 production factories, multiple storage surfaces situated in 4 locations in Poland and logistic centers in Germany and Czech Republic. Prosperplast aims in continuous development, modernity and flexibility. Our products are known from their quality, original and diverse designs, thanks to that they are more and more popular, not only among the European clients, but also in USA, Australia, New Zealand or Republic of South Africa, South America, Africa and Japan.

More information about the company and products available  
on our website [www.prosperplast.pl](http://www.prosperplast.pl)





Buczkowice - production &amp; warehouse

Dzięki racjonalnemu zarządzaniu i ustawicznym inwestycjom w maszyny, nowe wzornictwo, a także w załogę nastąpił dynamiczny rozwój firmy w latach 2008-2019. Obecnie dysponujemy trzema zakładami produkcyjnymi, powierzchniami magazynowymi zlokalizowanymi w czterech miastach w Polsce, a także centrum logistycznym w Niemczech i w Czechach.

Prosperplast stawia na ciągły rozwój, nowoczesność i elastyczność, a nasze produkty cechuje doskonała jakość, oryginalne i zróżnicowane wzornictwo, dzięki czemu nasze towary cieszą się dużą i wciąż rosnącą popularnością nie tylko wśród klientów Europejskich, ale także w USA, Australii, Nowej Zelandii, Ameryki Południowej, Afryki i Japonii.

Więcej informacji o firmie i produktach  
na [www.prosperplast.pl](http://www.prosperplast.pl)



# showroom

Po wielu miesiącach ciężkiej pracy, mamy przyjemność zaprosić Państwa do odwiedzenia naszej nowej ekspozycji – ponad 400 m<sup>2</sup> pełnych nowych produktów, pomysłów i inspiracji. Nasi styliści stworzyli nowoczesne i minimalistyczne wnętrza z dedykowaną przestrzenią dla różnych kategorii produktowych. Szeroki wachlarz produktów oraz różnorodność zapewni stały rozwój Twojej firmie, o co w przyjemnej atmosferze zadba nasz profesjonalny zespół. Zapraszamy!

After months of hard work, we are really proud to invite you to visit our new Showroom – over 400 m<sup>2</sup> full of ideas, products and inspirations. Our stylists have created a modern and minimalist interior with designed space for all the product categories. Our wide range of assortment and its variety ensures a constant growth for you and your customers - our professional team takes care of everything! We can't wait to welcome you here!





# inspiration



Fulfilling our customers' demand for direct contact with our employees and participation in the process of creating a variety of arrangements using our products we decided to meet these needs.

Consequently there is newly created account on Facebook, website with various bookmarks of tips and fans gallery, virtual walk through company Prosperplast.

Our site will continually keep our customers informed about new products and where our designers are welcomed customers' designs and ideas.

The feedback confirms that we have chosen the right direction and that motivates us to ongoing development.





## gallery of fans

Widząc zapotrzebowanie naszych klientów na możliwość bezpośredniego kontaktu z naszymi pracownikami oraz chęć uczestniczenia w procesie tworzenia różnorodnych aranżacji z wykorzystaniem naszych produktów, postanowiliśmy wyjść na przeciw tym potrzebom.

Efektom jest nowo powstałe konto na facebooku, modernizacja strony internetowej i wprowadzenie zakładki z poradami i galerią fanów, a także możliwość zagłębienia do Prosperplastu poprzez wirtualny spacer.

Nasza strona na bieżąco informuje klientów o wprowadzanych nowościach, a nasi projektanci są otwarci na nadsyłane projekty i pomysły. Zainteresowanie jakim cieszą się te wszystkie dodatki potwierdza słuszność obranego kierunku i motywuje nas do dalszej pracy.




# Recycling

ochrona środowiska i aspekt ekonomiczny

environmental protection  
& economic aspects

Setki nowych drzew – świerków i buków rozpoczęło nowe, leśne życie. To efekt naszej akcji, która w porozumieniu z bielskim nadleśnictwem uzupełniła drzewostan Skrzycznego. Wierzymy, że podobnie jak sam Prosperplast jeszcze długo będą służyły pokoleniom, które przyjdą po nas.

Hundreds of new trees – spruces and beeches have begun their new forest life. This is the result of our action, thanks to which, in agreement with the forest inspectorate in Bielsko-Biała, the tree stand of Skrzyczne has been replenished. We believe that like Prosperplast itself they will serve generations to come after us for a long time.



Produkcja, której surowcem jest plastik (np. pod postacią polipropylenu), to wbrew obiegowej opinii technologia przyjazna środowisku.

Kiedy w grę wchodzi nowoczesne, wydajne maszyny, kiedy zużycie wody jest w całym procesie produkcji stosunkowo niskie, możemy śmiało powiedzieć, że DBAMY O ŚRODOWISKO.

Jest z resztą więcej płaszczyzn, na których możemy realizować ten postulat. Stale powiększa się paleta produktów z serii ECO, wytwarzanych z surowców wtórnych. Sposób pakowania naszych produktów (UNIPACK system – jeden idealnie wchodzi w drugi) pozwala na przewożenie dużych ilości jednym samochodem. To często wielokrotnie redukuje ilość spalin w powietrzu.

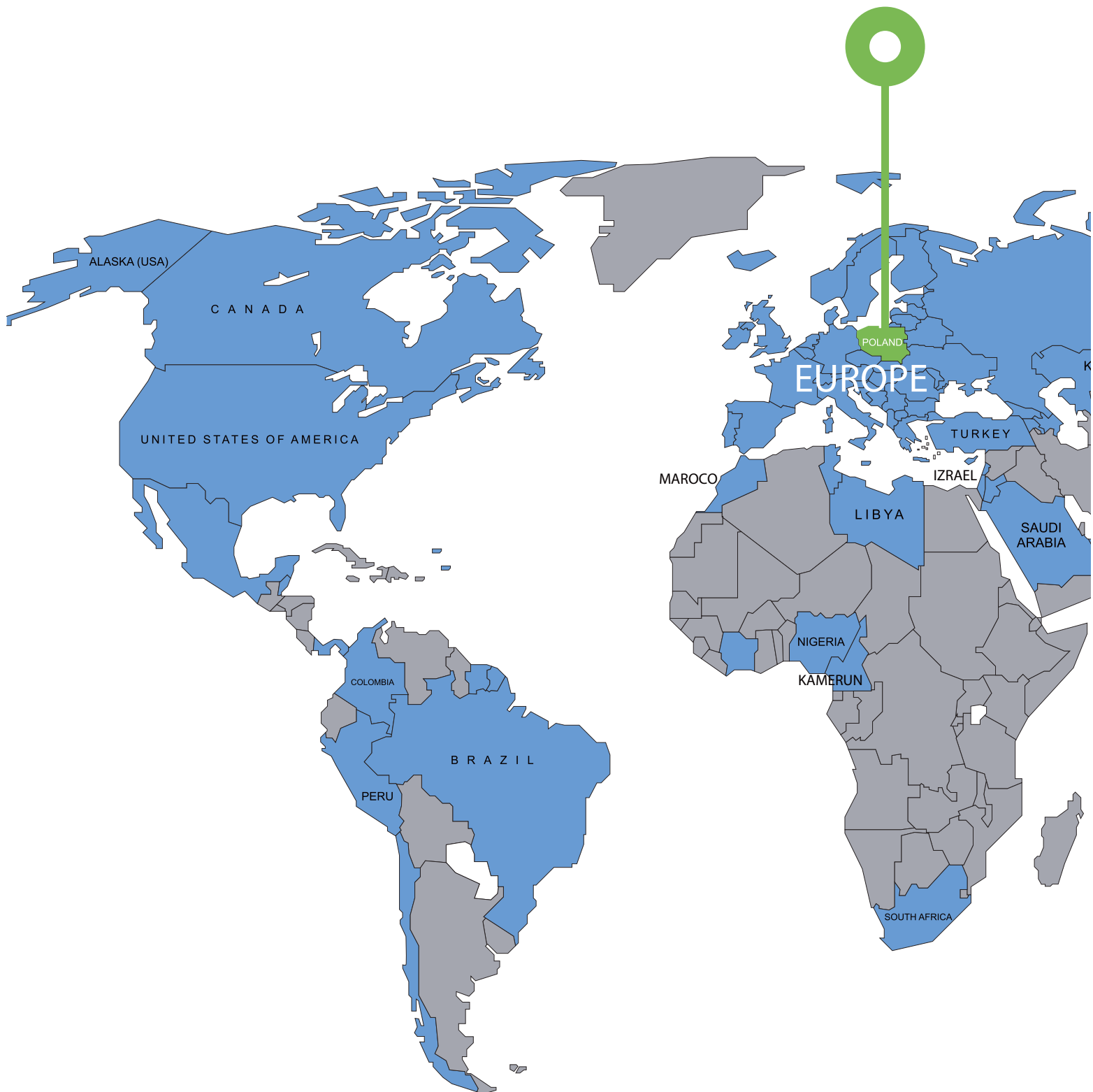
Production that uses plastic as raw material (such as polypropylene) is, despite what many believe, an environmentally friendly technology. When it comes to modern, efficient machines, and when water consumption in the whole process is relatively low, we can definitely say that we CARE about the ENVIRONMENT.

In fact, there are more fields in which we can implement this postulate. We are constantly expanding the product range of ECO series, produced from recycled materials.

The way we pack our products (usually one packaging fits perfectly into another) allows us transporting large volumes in one vehicle. This often causes a multiple reduction of the amount of exhaust gas in the atmosphere.



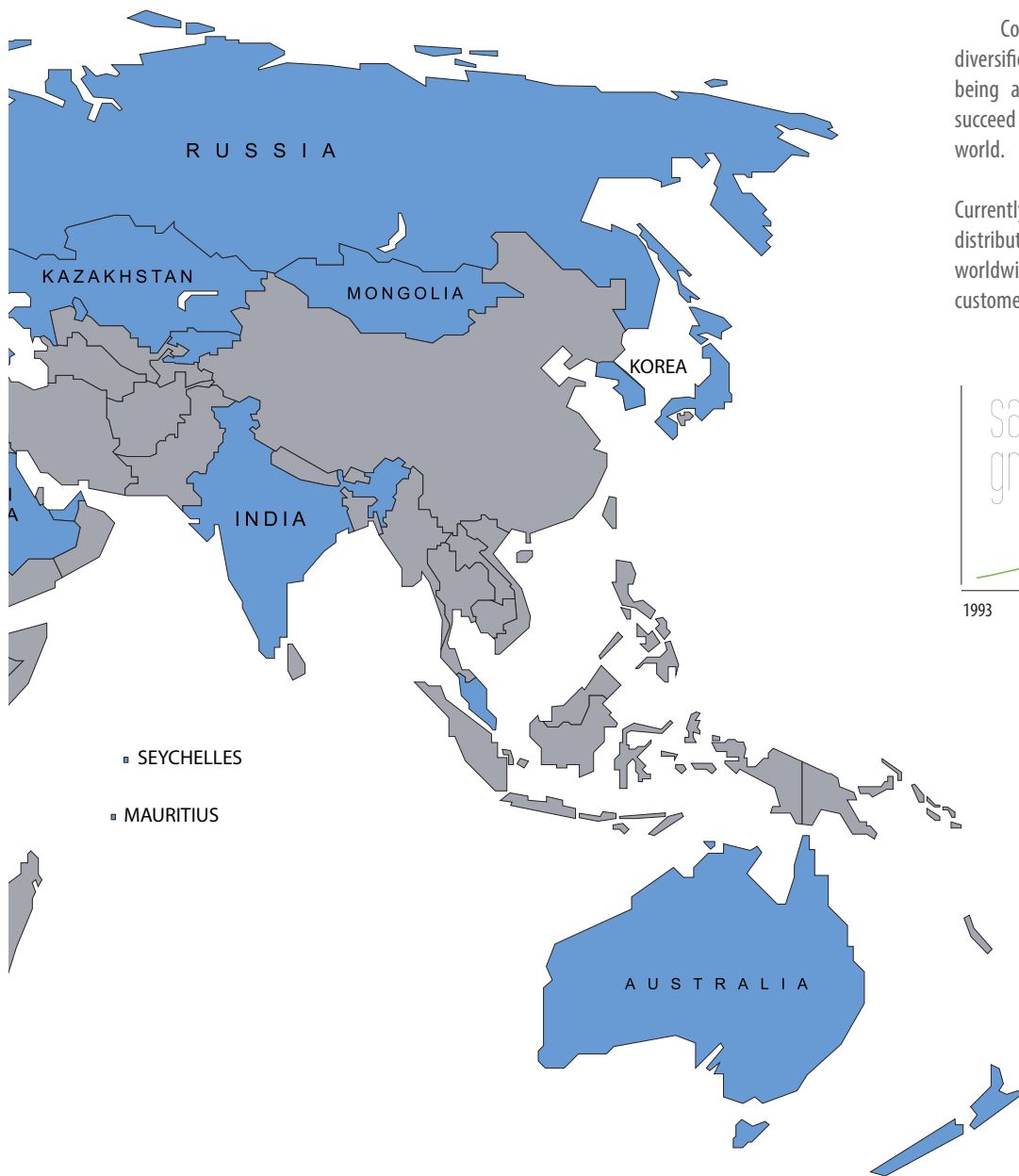
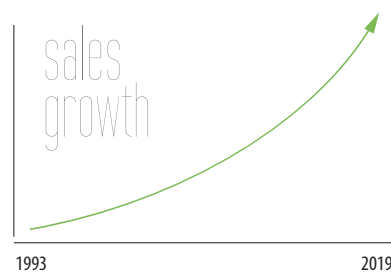
over 80 countries worldwide



# Prosperplast in the world

Constantly launching an innovative, diversified and high quality products and being a reliable partner, we managed to succeed on the market in different parts of the world.

Currently our products are successfully distributed to more than 80 countries worldwide and the number of satisfied customers is increasing each year!



Structural  
effect  
collection



Tubus Beton p. 47



Cube Beton p. 45

New



Beton Bowl p. 43



Tubus Corten p. 41



Tubus Effect p. 39



Urbi Square Effect p. 37



Splofy p. 101



Splofy Bowl p. 97



Splofy Bowl WS p. 99

# Discover

the latest trends 2020



Splofy Round WS p. 102



Splofy Case p. 104



Splofy Low p. 104



Sandy p.95



Sandy Bowl p.91

# Discover

the latest trends 2020

*size*  
**New**



Sandy Bowl WS p.93



Sandy Round p.88



Respana Table Greenhouse p. 154



Respana Planter Set p. 155

New

Respana  
collection



Respana Planter Wood p. 148



Dry Pad p. 159

Boardee  
collection



Boardee Basic p.78

# Discover

the latest trends 2020



Boardee Case p.80



Boardee Wall p.84



Orchid Decor Sticks p. 208

Orchid  
collection

*New*



Texture  
collection



Wheaty p. 106



Orient p. 108



Watering cans  
collection



Zebra p.306



Classico p.314

*Discover*  
the latest trends 2020

*New colour*



Giraffe p.303



Agri p.309



Flowerpot  
for growing

*New*

Mobile Platform Round p. 286



Mobile Platform Square p. 289

Mobile  
platform  
and saucer



Mobile Saucer Round p. 286



Grow p. 159

# Lexo Style



*New*

Lexo Round  
p. 32



*New*

Beton Bowl  
p. 43



*New*

Beton Bowl WS  
p. 43



*New*  
*colour*

Cube Beton  
p. 45



*New*  
*colour*

Cube Slim Beton  
p. 45



*New*  
*colour*

Cube Case Beton  
p. 45



*New*  
*colour*

Tubus Beton  
p. 47



*New*  
*colour*

Tubus Slim Beton  
p. 47



*New*  
*colour*

Tubus Case Beton  
p. 47



Rato Round WS  
p. 53



Rato Round W  
p. 53



Rato Tubus  
p. 54



Rato Low  
p. 56



Rato Square  
p. 59



Rato Case  
p. 61



Rato Case High  
p. 61

# Structural Effect



*New*

Urbi Square Effect  
p. 37



*New*

Urbi Square Beton  
p. 37



*New*

Tubus Effect  
p. 39



*New*

Tubus Slim Effect  
p. 39



*New*

Tubus Case Effect  
p. 39



*New*

Tubus Corten  
p. 41



*New*

Tubus Slim Corten  
p. 41

# Rato



Rato Round  
p. 51

# Ratolla



Ratolla Round  
p. 62



Ratolla Round W, WS  
p. 64



Ratolla Railing Oval  
p. 66



Ratolla Railing Square  
p. 66



Ratolla Case  
p. 69



Ratolla Case P  
p. 69



Ratolla Round  
p. 70



Ratolla Square  
p. 73



Ratolla Case P  
p. 74



Ratolla Case PW  
p. 74

## Boardee



Boardee Basic  
p. 78



Boardee Case  
p. 80



Boardee Hook  
p. 82



Boardee Hook  
p. 82



Boardee Wall  
p. 84

## Texture & Woven



*New*  
Sandy Round  
p. 88



*size New*  
Sandy Bowl Basic  
p. 91



*size New*  
Sandy Bowl  
p. 91



*size New*  
Sandy Bowl WS  
p. 93



*size New*  
Sandy P, Sandy  
p. 95



*size New*  
Splofy Bowl Basic  
p. 97



*size New*  
Splofy Bowl  
p. 97



*size New*  
Splofy Bowl WS  
p. 99



Splofy  
p. 101



Splofy Round W  
p. 102



Splofy Round WS  
p. 102



Splofy Low  
p. 104



Splofy Case  
p. 104



Wheaty  
p. 106



Orient  
p. 108

# Lofly



Lofly  
p. 113



Lofly Slim  
p. 114



Lofly Low  
p. 117



Lofly Square  
p. 119



Lofly Railing  
p. 120



Lofly Case  
p. 123

# Lofly Basic



Lofly, Lofly Slim  
p. 124



Lofly Railing  
p. 126

# Respana



Respana Basic  
p. 130



Respana W  
p. 130



Respana Trio  
p. 132



Respana Wall  
p. 134



Respana Belt  
p. 134



Respana Railing  
p. 136



Respana Hook  
p. 138



Respana Twins  
p. 138



Respana Triple  
p. 140



Respana Set  
p. 143



*New*  
Respana Hanger  
p. 145



Respana Box  
p. 145



*New*  
Respana Planter  
Wood Low Set  
p. 146



*New*  
Respana Planter  
Wood High Set  
p. 148



*New*  
Respana Planter  
Wood High  
p. 148



*New*  
Respana Table  
Greenhouse  
p. 154



*New*  
Respana Planter  
Low Set  
p. 154



*New size*  
Respana Planter Set  
p. 155



*New*

Dry Pad  
p. 159



*New*

Grow  
p. 159

## Urbi&Tubus



Urbi Square  
p. 161



Tubus  
p. 163



Tubus Slim Shine  
p. 165



Tubus Slim  
p. 165



Tubus Case  
p. 167

## Cube



Cube Shine  
p. 168



Cube  
p. 168



Cube Slim  
p. 171



Cube Case  
p. 173

## Style&Chic



Lace  
p. 174



Tree  
p. 176



City  
p. 178



Natro  
p. 180



Cube P  
p. 183



Tubus Slim P  
p. 183

## Herbal



lml  
p. 186 -187



lml  
p. 189



*New colour*  
Limes Dublo  
p. 191



*New colour*  
Limes Uno  
p. 191



*New colour*  
Twins Cube  
p. 192



Coubi Herbal  
p. 195



Coubi Herbal  
p. 197



Coubi Herbal  
p. 197



Herbs Cut  
p. 197

# Coubi



Coubi Round P  
p. 201



Coubi Square P  
p. 203



Coubi Case P  
p. 203



Coubi Round  
p. 205



Coubi Square High  
p. 205



Coubi Orchid  
p. 210



Coubi Orchid  
p. 210



Coubi Orchid  
p. 212



Coubi Orchid  
p. 212



Coubi Orchid  
p. 215



Coubi Orchid  
p. 215



Coubi Orchid  
p. 217



Coubi Orchid  
p. 217



Coubi Orchid  
p. 217



Coubi Orchid  
p. 219



Coubi Orchid  
p. 219



Coubi Orchid  
p. 220



Urbi Square P  
p. 220



Urbi Twist P  
p. 223



Rocka  
p. 224



Rocka P  
p. 224

# Orchid



*New*  
Orchid Decor Sticks  
p. 208



Orchid Decor Sticks  
p. 208



*New*  
Orchid Decor Sticks  
p. 208

# Crown



Crown  
p. 227



Crown  
p. 229



Crown  
p. 229



Crown  
p. 229



Metalhang  
p. 235



Atena  
p. 242

# Balcony Case



Camelia  
p. 230



Terra  
p. 235



Plastica  
p. 245



Camelia W  
p. 230

# Traditional Pots



Agro  
p. 237



Terra  
p. 247



Agro  
p. 233



Pro  
p. 237



Terra  
p. 249



Hangplast  
p. 233



Akant  
p. 237



Terra  
p. 249



Terra  
p. 251



Agrohang  
p. 233



Dbon  
p. 238



Terra  
p. 251



Balcony Can  
p. 235



Misa  
p. 238



Terra  
p. 251



Balcony Can  
p. 235



Glinka  
p. 241



Terra  
p. 253



Balcony Can  
p. 235



Atena  
p. 242



Terra  
p. 253



# Massive



Wooded  
p. 256



Sandy  
p. 258



Sandy Slim  
p. 258



Sand  
p. 260



Sand Slim  
p. 260



Wave  
p. 262



Rocka  
p. 265



Rato  
p. 267



Matuba  
p. 268



Matuba  
p. 270



Matuba Slim  
p. 270



Sunny  
p. 272



Sunny  
p. 272



Decora  
p. 272



Classic  
p. 275



Classic Tower  
p. 275



Optional insert  
p. 276 - 277



Rato & Tubus System  
p. 281



Rato & Urbi System  
p. 282



System IZSP  
p. 283

# Platform



*New*  
Mobile Saucer  
Round  
p. 286



*New*  
Mobile Platform  
Round  
p. 286



*New*  
Mobile Saucer  
Square  
p. 289



*New*  
Mobile Platform  
Square  
p. 289



Rondo  
p. 290

# System



System IZWKO  
p. 278 - 280

# Bags



Lucy  
p. 293



Lily  
p. 295



Lucky Tree  
p. 297



Lily Mix  
p. 297

# Watering Cans



*New colour*  
Spry  
p. 301



*New colour*  
Eos  
p. 301



*New colour*  
Coubi  
p. 303



*New colour*  
Giraffe  
p. 303



*New colour*  
Koni  
p. 304



Idoz  
p. 304



*New colour*  
Zebra  
p. 306



*New*  
Agri  
p. 309



Aqua  
p. 311



Aqua  
p. 311



Spring  
p. 313



Spring Rose  
p. 313



Classico  
p. 314

# Case Index



Case Index  
p. 316 - 319

# Saucer Index



Saucer Index  
p. 320 - 321

# Hanger Index



Hanger Index  
p. 322

# Display Solution



Exposure  
p. 323 - 325



Store  
p. 326 - 327

# Lexo

## Big size planter


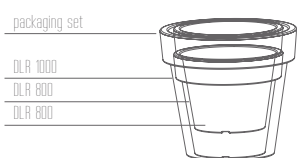
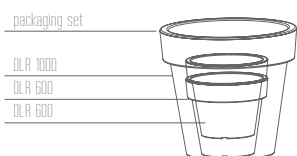
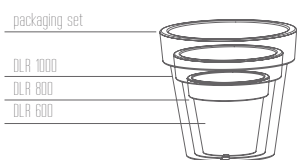


*New*

### Lexo Round

	∅ mm	↑ mm	↓ pcs	↓ pcs	↓ pcs	↓ h
DLR600	600	550	92	1	-	20 ~1,87 m
DLR800	800	740	212	1	-	7 ~1,91 m
DLR1000	1000	915	430	1	-	5/max~1,92 m

### 3 sizes



## Lexo large size

The Lexo series is a response to the market demand for large-size flowerpots. They look great both in the garden and in urban spaces. Thanks to their very large capacity, you can even successfully grow trees in them. Extremely durable, resistant to all kinds of atmospheric factors.







# Structural Effect

New



## structural effect

An elegant, distinctive and minimalist style of torn concrete. Simple design and timeless elegance. These are the main stylistic features of the new Effect line. It includes a liner which reduces the amount of soil needed. An irrigation system is optional.



# Effect



structural  
effect

**2in1**  
standard set

*New*



### Urbi Square Effect

	mm	mm	mm	mm	pcs	pcs	pcs	h
DURS125E*	126	126	200	- /2,0	10	90	1620	~1,92 m
DURS140E	140	140	265	2,0/4,0	5	20	400	~1,80 m
DURS170E	170	170	325	3,0/7,2	5	-	280	~1,60 m
DURS200E	195	195	375	5,0/11,4	5	-	240	~1,70 m
DURS225E	220	220	420	8,0/16,3	5	-	150	~1,80 m
DURS265E	265	265	500	11,0/26,6	5	-	120	~1,81 m
DURS325E	325	325	610	21,0/49,0	3	-	42	~1,82 m
DURS400E	400	400	750	37,0/91,5	3	-	36	~1,71 m

**8 sizes**

\*the smallest size comes without insert



R624

425U

5433

**2in1**  
standard set

*New*



### Urbi Square Beton

	mm	mm	mm	mm	pcs	pcs	pcs	h
DURS125B*	126	126	200	- /2,0	10	90	1620	~1,92 m
DURS140B	140	140	265	2,0/4,0	5	20	400	~1,80 m
DURS170B	170	170	325	3,0/7,2	5	-	280	~1,60 m
DURS200B	195	195	375	5,0/11,4	5	-	240	~1,70 m
DURS225B	220	220	420	8,0/16,3	5	-	150	~1,80 m
DURS265B	265	265	500	11,0/26,6	5	-	120	~1,81 m
DURS325B	325	325	610	21,0/49,0	3	-	42	~1,82 m
DURS400B	400	400	750	37,0/91,5	3	-	36	~1,71 m

**8 sizes**

\*the smallest size comes without insert



422U



# structural effect

## New structural effect

An elegant, distinctive and minimalist style of torn concrete. Simple design and timeless elegance. These are the main stylistic features of the new Effect line. Moreover Tubus Slim Effect includes a liner which reduces the amount of soil needed. An irrigation system is optional.





New colour



**Tubus Effect**

	mm	mm	mm	pcs	pcs	pcs	h
DTUB200E	200	187	3,5	10	-	2400	~1,50 m
DTUB250E	250	233	7,0	10	-	1200	~1,87 m
DTUB300E	300	280	12,0	10	-	720	~1,70 m
DTUB400E	400	373	28,5	10	-	300	~1,56 m

4 sizes



**option**  
create your own set  
see page 281

2in1  
standard set

New colour



**Tubus Slim Effect**

	mm	mm	mm	pcs	pcs	pcs	h
DTUS150E	150	286	2,0/3,3	5	30	540	~1,75 m
DTUS200E	200	381	4,0/8,0	5	-	360	~1,84 m
DTUS250E	250	476	9,0/15,5	5	-	150	~1,45 m
DTUS300E	300	572	15,0/27,0	5	-	110	~1,70 m
DTUS400E	400	762	35,0/64,0	5	-	60	~1,75 m

5 sizes



New colour



**Tubus Case Effect**

	mm	mm	mm	mm	pcs	pcs	pcs	h
DTUC400E	400	216	200	12,0	10	-	600	~1,70 m
DTUC600E	600	324	300	38,6	5	-	160	~1,70 m

2 sizes



New



## corten effect

Sophisticated style combined with the dynamics of light. A unique industrial effect of the unique rawness of the Corten Steel. Moreover Tubus Slim Corten includes a liner which reduces the amount of soil needed. An irrigation system is optional.










# corten effect



*New colour*  
**New**



**Tubus Corten**

							
	mm	mm	mm	pcs	pcs	pcs	h
DTUB200C	200	187	3,5	10	-	2400	~1,50 m
DTUB250C	250	233	7,0	10	-	1200	~1,87 m
DTUB300C	300	280	12,0	10	-	720	~1,70 m
DTUB400C	400	373	28,5	10	-	300	~1,56 m

4 sizes



7601U



watering system








**option**  
create your own set  
see page 281



**2in1**  
standard set

*New colour*  
**New**

**Tubus Slim Corten**

							
	mm	mm	mm	pcs	pcs	pcs	h
DTUS150C	150	286	2,0/3,3	5	30	540	~1,75 m
DTUS200C	200	381	4,0/8,0	5	-	360	~1,84 m
DTUS250C	250	476	9,0/15,5	5	-	150	~1,45 m
DTUS300C	300	572	15,0/27,0	5	-	110	~1,70 m
DTUS400C	400	762	35,0/64,0	5	-	60	~1,75 m

5 sizes



7601U

New



## beton collection

A ball-shaped pot with a pattern that gives it lightness, in the colour of natural concrete. Its form will surely make the plants look more attractive. Available in a standing and hanging version.



# Concrete



*New*

## Beton Bowl



	Ø mm	↑ mm	i	pcs	pcs	pcs	h
DKB150	144	110	i	5	55	660	~1,86 m
DKB180	180	136	1,4	5	30	300	~1,85 m
DKB240	238	161	i	5	10	150	~1,60 m
DKB290	290	195	3,9	4	8	96	~1,92 m
DKB370	370	218	9,0	2	-	48	~1,80 m
DKB480	478	300	i	2	-	18	~1,92 m

6 sizes



*New*

## Beton Bowl WS



	Ø mm	↑ mm	i	pcs	pcs	pcs	h
DKB240WS	238	161	i	5	10	150	~1,60 m
DKB290WS	290	195	3,9	4	8	96	~1,92 m
DKB370WS	370	218	9,0	2	-	48	~1,80 m

3 sizes



structural concrete



*New* colour  
*New*



## beton collection

The harmony of proportions and elegant shape make this line an ideal complement for every interior and house surroundings.



# Concrete



structural concrete



*New* colour



### Cube Beton

	□	∅	↑	⊞	📦	📦	📦	📦
	mm	mm	mm	pcs	pcs	pcs	h	
DCUB200B	200	177	3,5	10	40	720	~1,92 m	
DCUB250B	250	221	7,0	5	-	420	~1,90 m	
DCUB300B	300	266	12,0	5	-	275	~1,88 m	
DCUB400B	400	354	29,0	5	-	90	~1,65 m	

4 sizes



422U

**2in1**  
standard set



new version with comfortable handle

*New* colour

### Cube Slim Beton

	□	∅	↑	⊞	📦	📦	📦	📦
	mm	mm	mm	pcs	pcs	pcs	h	
DCUS280B	276	349	8,0/12,0	5	-	180	~1,75 m	
DCUS355B	355	440	18,0/25,0	5	-	70	~1,83 m	
DCUS460B	461	577	40,0/55,0	5	-	30	~1,87 m	

3 sizes



422U

*New* colour



### Cube Case Beton

	□	←	↗	↑	⊞	📦	📦	📦	📦
	mm	mm	mm	mm	pcs	pcs	pcs	h	
DCUC400B	392	182	160	8,0	10	-	480	~1,85 m	
DCUC600B	587	264	236	25,5	5	-	120	~1,50 m	

2 sizes



422U



If you wish to expand your Concrete Collection on herb pots please refer to page 191, 192.



*New* colour  
*New*



## beton collection

The simplicity and minimalism of the tubus beton line means unlimited possibilities in unique interiors creations. This line makes an ideal decoration at urban living spaces and public areas.



# Concrete



*New* colour



### Tubus Beton

	mm	mm	mm	pcs	pcs	pcs	h
DTUB200B	200	187	3,5	10	-	2400	~1,50 m
DTUB250B	250	233	7,0	10	-	1200	~1,87 m
DTUB300B	300	280	12,0	10	-	720	~1,70 m
DTUB400B	400	373	28,5	10	-	300	~1,56 m

4 sizes



422U

*New* colour



### Tubus Slim Beton

	mm	mm	mm	pcs	pcs	pcs	h
DTUS150B	150	286	2,0/3,3	5	30	540	~1,75 m
DTUS200B	200	381	4,0/8,0	5	-	360	~1,84 m
DTUS250B	250	476	9,0/15,5	5	-	150	~1,45 m
DTUS300B	300	572	15,0/27,0	5	-	110	~1,70 m
DTUS400B	400	762	35,0/64,0	5	-	60	~1,75 m

5 sizes



422U

*New* colour



### Tubus Case Beton

	mm	mm	mm	mm	pcs	pcs	pcs	h
DTUC400B	400	216	200	12,0	10	-	600	~1,70 m
DTUC600B	600	324	300	38,6	5	-	160	~1,70 m

2 sizes



422U



If you wish to expand your Concrete Collection on herb pots please refer to page 191, 192.





# Rato & Ratolla collection



## rattan texture








A simple, round flowerpot with a texture rattan braid. Inscribed with the emblem of the Rato collection. Included with a specially designed insert.



# Rato & Ratolla



## Rato Round

	 mm	 mm	 mm	 pcs	 pcs	 pcs	 h
DRTUS200L	200	190	4,0/4,75	5	-	480	~1,90 m
DRTUS250L	250	224	7,5/8,70	5	-	280	~1,85 m
DRTUS300L	300	270	15,0/15,3	5	-	185	~1,85 m
DRTUS400L	400	375	35,0/37,65	3	-	72	~1,71 m

### 4 sizes



**option**  
create your own set  
see page 281

Comfortable watering system





## rattan texture

A hanging version of the round flowerpot from the Rato collection. Also available with a convenient irrigation system. The emblem of the Rato collection is an elegant addition.



# Rato & Ratolla



**2in1**  
standard set

metal hanger

## Rato Round WS

	mm	mm	mm	pcs	pcs	pcs	h
DRTW260S	256	219	8,9	5	-	390	~1,82 m

1 size



S449 7529U 440U S433

Comfortable watering system



**4in1**  
standard set

metal hanger & self-watering system



## Rato Round W

	mm	mm	mm	pcs	pcs	pcs	h
DRTW260	256	219	6,5/8,9	3	-	156	~1,80 m

1 size



S449 7529U 440U S433





# Rato & Ratolla



**2in1**  
standard set

## Rato Tubus

	mm	mm		pcs	pcs	pcs	h
DRTUS200	200	381	4,0/8,0	5	-	360	~1,93 m
DRTUS250	250	476	9,0/15,5	5	-	150	~1,60 m
DRTUS300	300	572	15,0/27,0	5	-	110	~1,90 m
DRTUS400	400	763	35,0/64,0	3	-	36	~1,50 m

### 4 sizes



S449

7529U

440U

5433



Comfortable watering system



watering system

**option**  
create your own set  
see page 281



## rattan texture

Rato tubus - tall, slim plant pot from the Rato line, with texture closely resembling natural rattan weave. Functional, of a warm exotic character, the product creates a great addition to stylish interiors.



# Rato & Ratolla




## Rato Low

	mm	mm	mm	pcs	pcs	pcs	h
DRTS170L	170	170	170	3/4,0	5	-	350 ~1,85 m
DRTS200L	200	200	202	5/6,8	5	-	240 ~1,74 m
DRTS225L	223	223	228	8/9,8	5	-	175 ~1,73 m
DRTS265L	262	262	266	11/15,8	5*	-	120 ~1,86 m
DRTS325L	320	320	325	21/32,0	3*	-	54 ~1,92 m
DRTS400L	400	400	408	37/64,0	3*	-	45 ~1,86 m

### 6 sizes

\* separate packing of flowerpots and separate of inserts



Comfortable watering system



**option**  
create your own set  
see page 282



## rattan texture

A square plant po from the Rato line, with texture closely resembling natural rattan weave. Thanks to its classical, pure form, it enables you to freely create unique interiors and spaces around the home, combining different styles and tastes.





## rattan texture

Tall Rato Square plant pot with texture closely resembling natural rattan weave, in a classical, pure form, enables you to freely create unique interiors and spaces around the home.



# Rato & Ratolla



## Rato Square

	mm	mm	mm	mm	pcs	pcs	pcs	h
DRTS170	170	170	324	3,0/7,2	5	-	280	~1,61 m
DRTS200	200	200	376	5,0/11,4	5	-	240	~1,70 m
DRTS225	225	225	421	8,0/16,3	5	-	150	~1,80 m
DRTS265	265	265	500	11,0/26,6	5	-	120	~1,88 m
DRTS300	287	287	550	14,0/35,0	3	-	54	~1,95 m
DRTS325	325	325	610	21,0/49,0	3	-	42	~1,82 m
DRTS400	400	400	750	37,0/91,5	3	-	36	~1,71 m

### 7 sizes



Comfortable watering system



watering system

**option**  
create your own set  
see page 282



## rattan texture

Cases from the Rato line with texture closely resembling natural rattan weave. A great complement to a stylish interior design. The set includes an irrigation system.



# Rato & Ratolla



### Rato Case

	mm	mm	mm	mm	pcs	pcs	pcs	h
DRTC500*	514	192	186	17,0	-	6	72	~1,70 m
DRTC600*	600	250	240	30,0	3	-	90	~1,73 m
DRTC800*	800	330	320	72,0	3	-	36	~1,75 m

#### 3 sizes

\*Rattan case in 500,600 size has two spacers across

\*Rattan case in 800 size has three spacers across



### Rato Case High

	mm	mm	mm	mm	pcs	pcs	pcs	h
DRTC600H*	600	250	460	30,0	3	-	72	~1,91 m
DRTC800H*	800	330	650	72,0	3	-	27	~1,75 m

#### 2 sizes

\*Rattan case in 600 size has two spacers across

\*Rattan case in 800 size has three spacers across












# Rato & Ratolla



## Ratolla Round

	 mm	 mm	 mm	 pcs	 pcs	 pcs	 h
DRSO150	147	124	1,0	10	270	3240	~1,92 m
DRSO170	166	145	1,6	10	100	1800	~1,76 m
DRSO200	195	173	2,8	10	-	1920	~1,91 m
DRSO240	235	207	5,1	10	-	1050	~1,70 m
DRSO300	295	248	10,2	10	-	770	~1,76 m

### 5 sizes





## characteristic curled edge








A round flowerpot from the exotic Ratolla collection with a texture faithfully resembling rattan braid. A beautiful line finished with a characteristic, curled edge.



# Rato & Ratolla










## Ratolla Round W

	 mm	 mm	 mm	 pcs	 pcs	 pcs	 h
DRLW215	217	142	3,40	5	-	750	~1,90 m
DRLW240	243	160	4,85	5	-	540	~1,90 m

2 sizes  
saucer included



## Ratolla Round WS

	 mm	 mm	 mm	 pcs	 pcs	 pcs	 h
DRLW215S	217	142	3,40	5	-	750	~1,90 m
DRLW240S	243	160	4,85	5	-	540	~1,90 m

2 sizes  
saucer included





## characteristic curled edge

A hanging flowerpot from the Ratolla collection with a characteristic, curled edge and texture resembling rattan braid. Available with a plastic or steel suspension system. There is a hole in the tray that helps in watering.



# Rato & Ratolla



## Ratolla Railing Oval

	mm	mm	mm	mm	pcs	pcs	pcs	h
DRLB300	298	242	225	6,0	5	-	540	~1,78 m

1 size



## Ratolla Railing Square

	mm	mm	mm	mm	pcs	pcs	pcs	h
DRLB280	272	272	225	8,5	5	-	540	~1,78 m
DRLB400	396	272	225	13	5	-	405	~1,78 m

2 sizes





## characteristic curled edge

Oval and rectangular boxes designed for installing on handrails and balustrades. They decorate both sides of the railing, which makes an impression when viewed both from outdoors and indoors. Both are from the exotic ratolla collection with texture that resembles rattan braid.





## characteristic curled edge

Rectangular flowerpots from the Ratolla collection with a texture faithfully resembling rattan braid. Ratolla Case P is equipped with a tray with a self-locking system. The longest one is 90 cm long !



# Rato & Ratolla



## Ratolla Case

	mm	mm	mm	pcs	pcs	pcs	h
ISR400	391	173	145	6,3	10	-	1080 ~1,90 m
ISR500	489	173	145	8,1	10	-	810 ~1,90 m
ISR600	587	173	145	9,9	10	-	720 ~1,90 m
ISR700*	685	173	145	11,7	10	-	560 ~1,90 m
ISR800*	783	173	145	13,5	10	-	540 ~1,90 m
ISR900*	881	173	145	15,3	10	-	360 ~1,90 m

### 6 sizes

\*Ratolla case in 700, 800, 900 sizes has two spacers across



## Ratolla Case P

	mm	mm	mm	pcs	pcs	pcs	h
ISR400P	391	173	150	6,3	10	-	720 ~1,86 m
ISR500P	489	173	150	8,1	10	-	540 ~1,86 m
ISR600P	587	173	150	9,9	10	-	480 ~1,86 m
ISR700P*	685	173	150	11,7	10	-	360 ~1,86 m
ISR800P*	783	173	150	13,5	10	-	360 ~1,86 m
ISR900P*	881	173	150	15,3	10	-	240 ~1,86 m

### 6 sizes

saucer included

\*Ratolla case in 700, 800, 900 sizes has two spacers across



easy to join

## Hangplast



	mm	mm	mm	pcs	pcs	h
IWWS	200/250	190	20	2240	-	~1,76 m

## Agrohang










	mm	mm	mm	pcs	pcs	h
IWAG	230	210	10	70	4480	~1,10 m



# Rato & Ratolla



## Ratolla Round

	 mm	 mm		 pcs	 pcs	 pcs	 h
DRLO145	145	127	1,2	10	90	1440	~1,90 m
DRLO165	165	142	2	10	40	960	~1,87 m
DRLO190	190	165	2,8	10	40	880	~1,93 m
DRLO220	220	195	4,2	5	-	720	~1,70 m
DRLO250	250	219	7,5	5	-	600	~1,73 m
DRLO300	300	264	11	5	-	440	~1,84 m

6 sizes  
saucer included



5449

7529U

440U

5433





## equipped with an integral tray

A classic, round shape featuring an edge characteristic for the Ratolla collection. Equipped with an integral tray that allows excess water to drain.





## equipped with an integral tray

A flowerpot with a square tray. An antique, elegant line, texture resembling rattan and a tray with a self-locking system. It will be a great decoration for your home, terrace or garden.



# Rato & Ratolla



## Ratolla Square

	mm	mm	mm	pcs	pcs	pcs	h
DRLK145	145	145	126	1,5	10	80	1920 ~1,89 m
DRLK165	165	165	142	2,5	10	40	960 ~1,87 m
DRLK190	190	190	159	3,8	10	-	1200 ~1,90 m
DRLK220	220	220	189	6,0	5	-	675 ~1,80 m
DRLK250	250	250	220	8,2	5	-	480 ~1,74 m

### 5 sizes

saucer included



# Rato & Ratolla



## Ratolla Case P

	mm	mm	mm	mm	pcs	pcs	pcs	h
DRL300P	293	119	126	3,0	10	60	1200	~1,85 m
DRL400P	386	154	142	6,0	10	-	1050	~1,80 m
DRL500P	492	172	174	12,0	10	-	540	~1,85 m

3 sizes  
saucer included



## Ratolla Case PW

	mm	mm	mm	mm	pcs	pcs	pcs	h
DRL400PW	386	154	142	6,0	5	-	450	~1,80 m
DRL500PW	492	172	174	12,0	5	-	225	~1,70 m

3 sizes  
saucer+ hooks included





equipped with an integral tray

Rectangular flowerpot with a texture resembling rattan braid. Available in a version with a practical spacer for the proper irrigation of plants. The set has fence hangers for self-assembly.







# Boardee collection










# Boardee

New



## Boardee Basic

	 mm	 mm		 pcs	 pcs	 pcs	 h
DDE120	120	109	0,8	10	100	2400	~1,90 m
DDE150	144	130	1,4	10	110	1320	~1,83 m
DDE170	165	150	2,2	10	50	900	~1,76 m
DDE200	199	179	3,9	5	-	840	~1,80 m
DDE240	239	215	7,0	5	-	525	~1,90 m
DDE290	285	256	12,0	5	-	330	~1,92 m

### 6 sizes





resembling made of boards

A traditional, simple shape with a form resembling a vessel made of boards. Its rustic look perfectly suits vintage interiors.











# Boardee



*New*

## Boardee Case

	 mm	 mm	 mm		 pcs	 pcs	 pcs	 h
DDEC400	383	144	130	4,9	10	-	640	~1,90 m
DDEC600	587	144	130	7,9	10	-	400	~1,90 m

### 2 sizes





## resembling made of boards

A box that perfectly suits both with rural as well as minimalist, idyllic interiors. A palette of earth colours facilitates the creation of unique arrangements.



# Boardee

New



## Boardee Hook



DDECZ400	383	212	130	4,9	10	-	480	~1,90 m
----------	-----	-----	-----	-----	----	---	-----	---------

1 size



New



## Boardee Hook



DDEZ150	144	212	130	1,4	10	90	1080	~1,70 m
DDEZ200	194	212	130	2,2	10	60	720	~1,70 m

2 sizes





resembling made of boards

Oval planter boxes for hanging on handrails. A simple shape resembling vessels made of small wooden boards, will give the space a unique expression.



# Boardee



*New*

## Boardee Wall

	mm	mm	mm	mm	pcs	pcs	pcs	h
DDES200	194	150	202	2,2	5	80	960	~1,92 m
DDES280	274	150	202	3,3	5	-	700	~1,75 m

2 sizes





resembling made of boards

A flowerpot from the Boardee collection is designed for attaching to walls, but you can also place it on the kitchen counter or on the terrace floor, thus making great use of the available space.









# Texture & Woven collection

# Texture & Woven



**New**  
**Sandy Round**

	Ø mm	h mm	Weight g	Volume l	Capacity l	Material	Color
DSR130	128	111	0,9	5	i	i	~im
DSR160	158	138	1,7	5	i	i	~im
DSR190	189	165	3,0	5	i	i	~im
DSR220	225	192	5,0	5	i	i	~im
DSR260	262	222	7,9	5	i	i	~im

5 sizes





*New*  
soft touch effect

Openwork Sandy pot that interestingly displays its structure. Equipped with an insert protecting against the soil pouring out. The collection in delicate neutral and pastel colours will adorn any space.





*size*  
**New**

soft touch effect

Round flowerpots from the Sandy collection are inspired by hand-moulded, traditional ceramics. The play of light on extremely impressive grooves gives them a 3-D dimension.



# Texture & Woven



**new size**

*New*

**Sandy Bowl Basic**



	mm	mm	i	pcs	pcs	pcs	h
DSK150N	144	110	i	5	55	660	~1,70 m
DSK180N	180	136	1,4	5	30	300	~1,77 m

**2 sizes**



S449 CY728 7529U 405U S433

**new size**

*New*

**Sandy Bowl**



**2in1 standard set**

	mm	mm	i	pcs	pcs	pcs	h
DSK150	144	110	i	5	55	660	~1,86 m
DSK180	180	136	1,4	5	30	300	~1,85 m
DSK240	238	161	i	5	10	150	~1,60 m
DSK290	290	195	3,9	4	8	96	~1,92 m
DSK370	370	218	9,0	2	-	48	~1,80 m
DSK480	478	300	i	2	-	18	~1,92 m

**6 sizes**



S449 CY728 7529U 405U S433





## soft touch effect

The extremely decorative, hanging Sandy flowerpot will be a strong accent when creating a cosy interior. Inspired by hand-moulded, traditional ceramics.



# Texture & Woven



*New size*  
**New**



**3in1**  
standard set

*New size*  
**New**

## Sandy Bowl WS

new size

	mm	mm	i	pcs	pcs	pcs	h	
DSK240WS	238	161	i	5	10	150	~1,60 m	
DSK290WS	290	195	3,9	4	8	96	~1,92 m	
DSK370WS	370	218	9,0	2	-	48	~1,80 m	

### 3 sizes



S449 CY728 7529U 405U S433







## gently undulating vertical grooves

A flowerpot from the Sandy collection with a surface enriched with gently undulating vertical grooves, resembling the look of desert sand. Equipped with a tray with a self-locking system.



# Texture & Woven



*New size*  
**New**



*New size*  
**New**

## Sandy P

new size

	mm	mm	mm	pcs	pcs	pcs	h
DSY110P	108	102	0,6	10	240	4320	~1,70 m
DSY130P	129	120	1,0	10	180	3240	~1,92 m
DSY150P	149	139	1,6	5	135	1620	~1,86 m
DSY170P	168	157	2,3	5	105	1260	~1,92 m
DSY190P	188	175	3,3	5	60	720	~1,70 m
DSY240P	239	-	i	5	i	i	~i m
DSY290P	282	-	i	5	i	i	~i m

7 sizes  
saucer included



*New size*  
**New**

## Sandy

new size

	mm	mm	mm	pcs	pcs	pcs	h
DSY110	108	91	0,6	10	240	4320	~1,70 m
DSY130	129	108	1,0	10	180	3240	~1,82 m
DSY150	149	124	1,6	5	135	1620	~1,70 m
DSY170	168	141	2,3	5	105	1260	~1,86 m
DSY190	188	157	3,3	5	60	960	~1,90 m
DSY240	239	199	i	5	i	i	~i m
DSY290	282	235	i	5	i	i	~i m

7 sizes



*New*  
*size*  
*New*



## soft touch effect

A flowerpot from the Splofy collection in the shape of a slightly flattened sphere and with a texture faithfully resembling loosely woven, soft, thick yarn. Clear, spatial, openwork braids. Comes with a specially designed insert.



# Texture & Woven



new size

*New size*



## Splofy Bowl Basic

	∅ mm	↑ mm	↓ mm	↓ pcs	↓ pcs	↓ pcs	↓ h
DKSP150N	144	110	i	5	55	660	~1,70 m
DKSP180N	180	136	1,4	5	30	300	~1,77 m

2 sizes

new size

*New size*

2in1  
standard set



## Splofy Bowl

	∅ mm	↑ mm	↓ mm	↓ pcs	↓ pcs	↓ pcs	↓ h
DKSP150	144	110	i	5	55	660	~1,86 m
DKSP180	180	136	1,4	5	30	300	~1,85 m
DKSP240	239	161	i	5	10	150	~1,60 m
DKSP290	290	195	3,9	4	8	96	~1,92 m
DKSP370	370	218	9,0	2	-	48	~1,80 m
DKSP480	478	300	i	2	-	18	~1,92 m

6 sizes





## soft touch effect

A flowerpot from the Splofy collection in the shape of a slightly flattened sphere and with a texture faithfully resembling loosely woven, soft yarn. Clear, spatial, openwork braids. Comes with a specially designed insert.



# Texture & Woven

3in1  
standard set



*New size*

## Splofy Bowl WS

new size

	Ø	h	i	pcs	pcs	pcs	h
	mm	mm					
DKSP240WS	239	161	i	5	10	150	~1,60 m
DKSP290WS	290	195	3,9	4	8	96	~1,92 m
DKSP370WS	370	218	9,0	2	-	48	~1,80 m

### 3 sizes



*New size*



## soft touch effect

A round flowerpot from the Splofy collection, whose texture gives the impression of a pleasant to the touch. A collection in delicate, neutral and pastel colours.



# Texture & Woven



## Splofy

	Ø mm	↑ mm	↓ mm	☐ pcs	☐ pcs	☐ pcs	☐ h
DSP130	130	108	0,9	5	135	2430	~1,70 m
DSP160	157	132	1,7	5	75	1350	~1,82 m
DSP190	187	158	3,0	5	60	1080	~1,82 m
DSP220	218	184	5,0	5	-	720	~1,85 m
DSP260	259	220	8,0	5	-	520	~1,85 m
DSP300	295	249	11,5	5	-	385	~1,80 m
DSP350	341	289	18,6	5	-	210	~1,88 m
DSP400	391	330	28,2	5	-	180	~1,72 m

## 8 sizes












# Texture & Woven



**New**

## Splofy Round W








	 mm	 mm	 mm	 pcs	 pcs	 pcs	 h
DSPW230	230	145	3,0	5	20	480	~1,90 m
DSPW270	270	166	4,8	5	-	495	~1,78 m

2 sizes  
saucer included



**New**

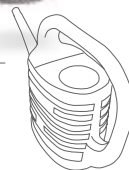
## Splofy Round WS

	 mm	 mm	 mm	 pcs	 pcs	 pcs	 h
DSPW230S	230	145	3,0	5	20	480	~1,90 m
DSPW270S	270	166	4,8	5	-	495	~1,78 m

2 sizes  
saucer included



space for watering can





## soft touch effect

Hanging flowerpots with a spacious pattern, faithfully resembling loosely woven soft, thick yarn. The box is equipped with a tray with a self-locking system and an opening for easy watering.



# Texture & Woven

New



## Splofy Low

	mm	mm	mm	pcs	pcs	pcs	h
DSPM240	236	123	3,8	5	-	825	~1,83 m

1 size



New



## Splofy Case

	mm	mm	mm	mm	pcs	pcs	pcs	h
DSPC300	297	157	133	4,0	5	-	1000	~1,85 m
DSPC400	397	180	145	7,4	5	-	600	~1,86 m

2 sizes





## soft touch effect

The classic shape of this flowerpot's bowl allows for the unlimited concepts of its use. The exceptionally impressive surface resembles traditional woven patterns. An oval planter box with an extremely attractive decorative motif, faithfully resembling a woven weave of thick, soft yarn. Placed on the kitchen countertop or on a windowsill, it will certainly make the surroundings more attractive



# Texture & Woven

New



## Wheaty

	mm	mm	pcs	pcs	pcs	h
DWH130	128	112	1,0	10	180	~1,82 m
DWH160	157	138	2,0	10	160	~1,92 m
DWH190	189	167	3,5	5	90	~1,85 m
DWH220	218	193	5,4	5	-	~1,82 m
DWH260	258	229	9,0	5	-	~1,80 m

### 5 sizes





## woven patterns

A round flowerpot with a textured surface, reminiscent of hand-made woven products made from dried grasses.










# Texture & Woven

*New*




**Orient**

	 mm	 mm		 pcs	 pcs	 pcs	 h
DOR130	128	112	1,0	10	180	3240	~1,82 m
DOR160	157	138	2,0	10	160	1920	~1,92 m
DOR190	189	167	3,5	5	90	900	~1,85 m
DOR220	218	193	5,4	5	-	990	~1,82 m
DOR250	258	229	9,0	5	-	585	~1,80 m

**5 sizes**



S449   CY728   207C   285C   405U   S433





## woven patterns

The ornament on the surface of the flowerpot refers to the style of Far East design. An element that complements interior design and introduces an oriental character to any space.









# Lofly collection



## double edge

A classic, round flowerpot from the Lofly collection. A distinctive, double edge and a noble texture will successfully fit into any interior. It will also work in an urban public space. Specially designed trays.





**Lofly**

	∅ mm	↑ mm	↓ mm	📦 pcs	📦 pcs	📦 pcs	📦 h
DLOF135	134	120	1,0	10	60	1920	~1,70 m
DLOF160	158	144	1,75	10	80	1120	~1,92 m
DLOF200	196	181	3,4	10	-	800	~1,77 m
DLOF250	245	225	6,7	5	-	420	~1,90 m
DLOF300	293	271	11,5	5	-	275	~1,95 m
DLOF350	345	318	18,8	5	-	120	~1,87 m



DLOF400	390	361	27,3	3	-	90	~1,70 m
DLOF500	490	455	54,7	3	-	24	~1,85 m



8 sizes

saucer series recommended

**Lofly Saucer**



	∅ mm	↑ mm	📦 pcs	📦 pcs	📦 pcs	📦 h
PPLF105	105	17	10/100	900	21600	~1,74 m
PPLF125	125	20	10/100	900	16200	~1,82 m
PPLF155	155	25	10/100	500	9000	~1,82 m
PPLF190	190	31	10/100	600	6000	~1,77 m
PPLF230	230	37	10/100	-	6000	~1,85 m
PPLF270	270	44	10/100	-	2600	~1,50 m



PPLF305	305	49	10	-	1600	~1,70 m
PPLF380	380	62	10	-	1080	~1,85 m



# Lofly



## Lofly Slim

	mm	mm	pcs	pcs	pcs	h
DLOFS200	196	259	4,8	5	-	600 ~1,92 m
DLOFS250	245	319	9,3	5	-	280 ~1,91 m
DLOFS300	293	396	16,4	5	-	165 ~1,88 m
DLOFS400	390	518	38,2	5	-	60 ~1,78 m

### 4 sizes



S449 405U S433 R624 389U

## saucer series recommended

### Lofly Saucer



	mm	mm	pcs	pcs	pcs	h
PPLF155	155	25	10/100	500	9000	~1,82 m
PPLF190	190	31	10/100	600	6000	~1,77 m
PPLF230	230	37	10/100	-	6000	~1,85 m
PPLF305	305	49	10	-	1600	~1,70 m



S449 405U S433 R624 389U





## double edge

A tall, round flowerpot with a characteristic, wide edge. Displayed in spacious interiors, on terraces or in gardens, it warms up harsh rooms, transforms routes, passages or squares with its sophisticated aesthetics. Specially designed trays.













## double edge

The sophisticated, noble texture and modernist cube shape of the flowerpot from the Lofly collection, harmonises with the current creative trends, allowing you to experiment freely with its form and colours. Specially designed trays.





**Lofly Low**

	 mm	 mm	 mm	 mm	 pcs	 pcs	 pcs	 h
DLOFL200	193	193	181	4,5	5	-	840	~1,78 m
DLOFL240	234	234	220	8,0	5	-	450	~1,87 m
DLOFL300	289	289	271	15,2	5	-	200	~1,95 m







**3 sizes**



saucer series recommended

**Lofly Saucer Square**



	 mm	 mm	 mm	 pcs	 pcs	 h
PPLFQ165	165	165	27	10	8400	~1,80 m
PPLFQ200	200	200	32	10	7200	~1,85 m
PPLFQ245	245	245	40	10	3240	~1,85 m

**3 sizes**







## double edge

A tall, square flowerpot from the Lofly collection. The well-proportioned, elegant shape looks great both in spacious interiors as well as on terraces and in gardens. Specially designed trays.






**Lofly Square**

	← mm	↘ mm	↓ mm	Ⓛ	🗑️ pcs	🗑️ pcs	🗑️ pcs	🗑️ h
DLOFQ200	193	193	293	7,2	5	-	540	~1,86 m
DLOFQ240	234	234	356	12,9	5	-	255	~1,84 m
DLOFQ300	289	289	439	24,3	5	-	120	~1,93 m

**3 sizes**



saucer series recommended

**Lofly Saucer Square**

	← mm	↘ mm	↓ mm	🗑️ pcs	🗑️ pcs	🗑️ h
PPLFQ165	165	165	27	10	8400	~1,80 m
PPLFQ200	200	200	32	10	7200	~1,85 m
PPLFQ245	245	245	40	10	3240	~1,85 m








**3 sizes**



Lofly



**Lofly Railing**

	 mm	 mm	 mm	 pcs	 pcs	 pcs	 h
DLOFR250	245	245	225	5	5	-	420 ~1900
DLOFR400	396	266	250	12,3	5	-	225 ~1820

2 sizes





## double edge

An innovative and tasteful solution for railing-mounted balcony boxes. The shape of the flowerpots and a wide range of the most fashionable colours is an inspiration for those looking for original ideas on the colourful arrangements of balconies or terraces.





## double edge

A solid, rectangular box from the Lofly collection. It looks great both in spacious interiors and on terraces or in gardens. The largest one in the series has integrated wheels so as to be moved more easily.





**Lofly Case**

	mm	mm	mm	mm	pcs	pcs	pcs	h
DLOFC400	378	177	164	8,0	5	-	420	~1,81 m
DLOFC600	578	257	224	26,0	3	-	144	~1,90 m
DLOFC800	792	352	334	71,5	3	-	45	~1,74 m
DLOFC1000*	992	390	410	111,5	3	-	24	~1,77 m

4 sizes

\*Lofly case in 1000 size has stability metal spacers across

saucer series recommended

**Lofly Saucer Case**

	mm	mm	mm	mm	pcs	pcs	h
PPLFC360	360	148	24		5	4320	~1,85 m
PPLFC535	535	212	34		6	1596	~1,80 m
PPLFC735	732	290	49		6	696	~1,88 m
PPLFC920	920	315	59		6	198	~1,90 m



Lofly

Special Order



basic single wall

Lofly Basic

	∅ mm	↓ mm	↓ mm	↓ mm	↓ mm	↓ mm	↓ mm	h m
DLO135S	134	120	1,0	10	120	3840	~1,70	m
DLO160S	158	144	1,75	10	180	2160	~1,85	m
DLO200S	196	181	3,4	10	-	1920	~1,87	m
DLO250S	245	225	6,7	10	-	700	~1,70	m
DLO300S	293	271	11,5	10	-	550	~1,77	m
DLO350S	345	318	18,8	10	-	300	~1,75	m
DLO400S	390	361	27,3	10	-	240	~1,83	m
DLO500S	490	455	54,7	10	-	80	~1,88	m

8 sizes



Special Order



basic single wall

Lofly Slim Basic

	∅ mm	↓ mm	↓ mm	↓ mm	↓ mm	↓ mm	h m
DLOS200S	196	259	4,8	10	-	1440	~1,77
DLOS250S	245	319	9,3	10	-	700	~1,75
DLOS300S	293	396	16,4	10	-	550	~1,91
DLOS400S	390	518	38,2	5	-	210	~1,87

4 sizes





## basic single wall

Round flowerpots with a distinctive, wide edge from the Lolly family in a single-wall version. They will also work in an urban public space, for example, the extremely fashionable patios, popular for relaxation and meetings. A version with a single edge wall.












Lofly

**Special Order**



basic single wall

**Lofly Railing Basic**

	 mm	 mm	 mm				
DLOR250S	245	245	225	5	10	-	840 ~1,85 m
DLOR400S	396	266	250	12,3	10	-	540 ~1,94 m

**2 sizes**



S449

405U

S433

R624





## basic single wall

An innovative, tasteful solution for railing-mounted balcony boxes. A version with a single edge wall.













# Respana collection

# Respana



## Respana Basic







	 mm	 mm	 pcs	 pcs	 pcs	 h
DRE140	139	106	0,8	10	330	3960 ~1,70 m
DRE165	164	125	1,5	10	210	2520 ~1,92 m
DRE200	197	150	2,5	10	-	2160 ~1,90 m
DRE245	244	185	4,5	10	-	1050 ~1,85 m
DRE300	295	221	7,5	10	-	660 ~1,73 m
DRE390	390	273	16,0	10	-	300 ~1,72 m

6 sizes  
saucer included



*New*

## Respana W

	 mm	 mm	 pcs	 pcs	 pcs	 h
DREW210	208	125	2,0	5	30	720 ~1,90 m
DREW240	234	135	3,0	5	30	720 ~1,90 m
DREW270	270	145	4,0	5	40	480 ~1,83 m

3 sizes  
saucer included





## minimalist and bold arrangement

Round, simple flowerpots equipped with trays with a self-locking system. The hanging model has easy to assemble plastic pendants. The Respana collection is perfect for lovers of both minimalist and bold arrangements.



# Respana



## Respana Trio

	mm	mm	pcs	pcs	pcs	h
DRET350S	349	340	3 x 4,8	-	18 kpl	216 ~1,83 m
DRET400S	400	395	3 x 8,3	-	9 kpl	162 ~1,92 m
DRET470S	470	485	3 x 15	1 kpl	-	120 ~1,82 m


3 sizes  
saucer included



## Respana Trio

	mm	mm	pcs	pcs	pcs	h
DRET123S	470	405	28,1	1 kpl	-	40 ~1,75 m

1 size  
saucer included





## minimalist and bold arrangement

Cascade flowerpots from the Respana collection. A great idea for a herb garden on the terrace or a magnificent flower stand in the garden. The lowest module is equipped with a tray with a self-locking system.






# Respana



## Respana Wall

	mm	mm	mm	pcs	pcs	pcs	h
DRES240	224	199	240	3,8	10	-	1350 ~1,87 m

1 size  
saucer included



## Respana Belt

	mm	mm	mm	pcs	pcs	pcs	h
DRER220	217	178	220	3,3	5	45	540 ~1,70 m

1 size  
saucer included





## minimalist and bold arrangement









Flowerpots from the Respana collection with special profiles. Wall - for hanging on flat surfaces, Belt - for fixing on various vertical supports such as gutters and posts. Both flowerpots constitute bold components of the arrangement.



# Respana



## Respana Railing

	 mm	 mm	 mm	 mm	 pcs	 pcs	 pcs	 h
DREB290	288	298	209	9,0	10	-	720	~1,90 m
DREB400	398	298	209	13,0	10	-	640	~1,87 m

2 sizes





## minimalist and bold arrangement

A box for mounting on balcony railing. It is distinguished by its sophisticated shape and simple use. Plants with hanging, flowered shoots look best in it.



# Respana



## Respana Hook

	mm	mm	mm	mm	pcs	pcs	pcs	h
DREZ200	200	200	240	2,5	5	90	1080	~1,70 m
DREZ520	519	200	240	7,7	10	-	560	~1,83 m


2 sizes  
saucer included



## Respana Twins

	mm	mm	mm	mm	pcs	pcs	pcs	h
DRED200	463	200	336	2 x 2,5	5	30	360	~1,92 m

1 size  
saucer included





## minimalist and bold arrangement








The Respana collection combines functionality with an elegant line. The remarkable solution for displaying a Twins flowerpot and the simple mounting of HOOK models will turn every balcony into a romantic corner.





# Respana



## Respana Triple

	 mm	 mm	 mm	 pcs	 pcs	 pcs	 h
DREX520	519	200	148	7,7	10	-	640 ~1,75 m

1 size  
saucer included





## minimalist and bold arrangement

An elongated box with an ergonomic shape. The elegant form of the flowerpot will decorate any interior as well as a terrace or balcony. Equipped with a tray with a self-locking system.







## minimalist and bold arrangement

A traditional rectangular flowerpot equipped with a tray with a self-locking system. The classic shape fits perfectly into any interior and provides many options for arranging the space on the terrace or balcony. Specially designed trays.



# Respana



## Respana Set saucer included

	mm	mm	mm	pcs	pcs	h
ISE400P	392	184	150	10	720	~1,89 m
ISE500P	490	184	150	10	540	~1,89 m
ISE600P	590	184	150	10	480	~1,89 m
ISE700P	688	184	150	10	360	~1,89 m
ISE800P	786	184	150	10	360	~1,89 m
ISE900P	885	184	150	10	240	~1,89 m

6 sizes

easy to join

## Hangplast



	mm	mm	pcs	pcs	h
IWWS	200/250	190	20	2240	~1,76 m



## minimalist and bold arrangement

A traditional rectangular flowerpot. The classic shape fits perfectly into any interior and provides many options for arranging the space on the terrace or balcony. Specially designed trays.



# Respana




## Respana Box

	← mm	↘ mm	↑ mm	📦 pcs	📦 pcs	📏 h
ISE400	392	184	145	10	1200	~1,85 m
ISE500	490	184	145	10	900	~1,85 m
ISE600	590	184	145	10	800	~1,85 m



ISE700	688	184	145	10	600	~1,85 m
ISE800	786	184	145	10	600	~1,85 m
ISE900	885	184	145	10	400	~1,85 m



6 sizes


saucer series recommended

## Universa

	← mm	↘ mm	↑ mm	📦 pcs	📦 pcs	📏 h
IPU400	369	155	25	10	2550	~1,75 m
IPU500	467	155	25	10	1870	~1,75 m
IPU600	567	155	25	10	1700	~1,75 m



IPU700	671	155	25	10	1360	~1,75 m
IPU800	773	155	25	10	1190	~1,75 m
IPU900	866	155	25	10	850	~1,75 m



6 sizes

*New*



*New*

## Respana Hanger

	← mm	↘ mm	↑ mm	📦 pcs	📦 pcs	📏 h
IWR400	365	250	120	i	i	~i m
IWR600	565	250	120	i	i	~i m

2 sizes

S411

Respana



**3in1**  
standard set

*New*

**Respana Planter Wood Low Set**

	mm	mm	mm	pcs	pcs	pcs	h
ISEW780*	770	380	435	-	5	30	~1,60 m

\*polycarbonate lid

1 size



wooden legs





# New timeless elegance

A miniature, portable greenhouse or original box with legs made of hard, light-coloured wood. Equipped with a transparent lid with adjustable ventilation openings. A combination of functionality and timeless elegance.



Respana

2in1  
standard set



New

Respana Planter Wood High

	mm	mm	mm	pcs	pcs	pcs	h
ISEW780HB	770	380	570	-	5	90	1,78 m

1 size



3in1  
standard set




New

Respana Planter Wood High Set

	mm	mm	mm	pcs	pcs	pcs	h
ISEW780H*	770	380	795	-	5	30	~1,60 m

\*polycarbonate lid

1 size



wooden legs





*New*  
timeless elegance

A miniature, portable greenhouse or original box with legs made of hard, light-coloured wood. Equipped with a transparent lid with adjustable ventilation openings. A combination of functionality and timeless elegance.





*New*



Grow fresh herbs and vegetables right in your kitchen



The kit 3in1 includes flat tray, deep tray with water drainage holes to make sure your plants get just enough water and a lid with ventilation to maximize germination.

# Table Top Fresh Garden



**3 in 1**  
standard set



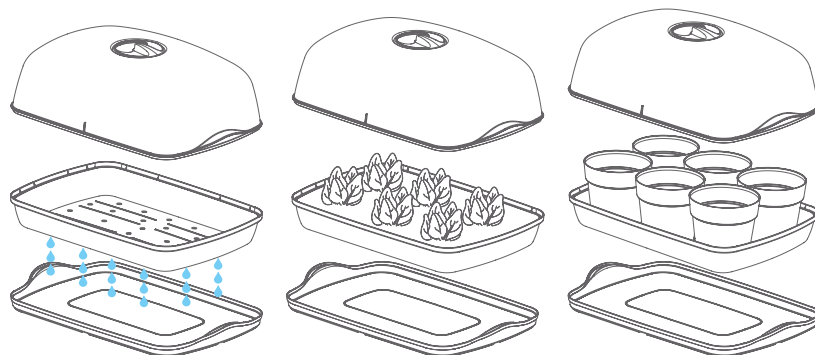
lid with ventilation  
to maximize germination

deep tray with water  
drainage holes to make  
sure your plants get just  
enough water

flat tray



Small footprint & easy to use!



Grow your favorite herbs, vegetables in pots or straight in the tray.


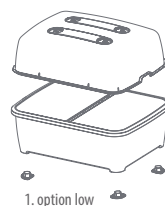
*New*



*size XL*  
*New*

Low XL version of the planter has been created in response to the customers' needs - almost double width ensures much more space for your herbs. The lid equipped with a double ventilation system for faster growth.

# Low XL version of the planter



**3 in 1**  
standard set



stability spacer included

double ventilation holes with adjustable latches

insects protection



plant herbs to enjoy  
totally fresh each day!

much more space for your herbs



A new bigger XL version has been created in response to the customers' needs - almost double width ensures much more space for your herbs. The lid equipped with a double ventilation system for faster growth.



# Grow your gorgeous garden



*New*

## Respana Table Greenhouse

	mm	mm	mm	pcs	pcs	pcs	h	
DREH400	391	257	185	3,6	-	6	72	~1,70 m
DREH400P*	391	257	185	3,6	-	6	72	~1,70 m

1 size  
\*polycarbonate lid



*New*

## Respana Planter Low Set

	mm	mm	mm	pcs	pcs	pcs	h	
DREP770WL	770	580	486	83	-	3	18	~1,86 m

1 size  
included calendar of herbs & vegetables growing





with absolute ease!

**4in1**  
standard set

*New size*  
**Respana Planter Set**

	mm	mm	mm	pcs	pcs	pcs	h
DREP770	770	387	820	52	-	5	30 ~1,88 m
DREP770W	770	580	963	83	-	3	18 ~1,86 m

**2 sizes**  
included calendar of herbs & vegetables growing

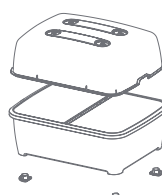




A perfect planter for your personal herb garden

A greenhouse that gives joy from earlier harvests, especially in the middle of winter. Full comfort of use, depending on the season, is ensured by the quick exchange of legs from short to long, both included in the standard set.

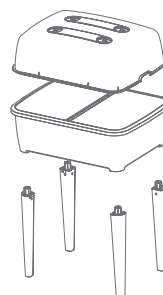
Now available in 2 sizes!



1. option low

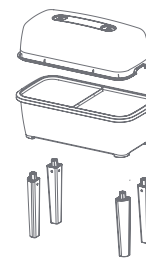


1. option low



2. option high

DREP770W



2. option high

DREP770

2 sizes!

**4in1**  
standard set

multifunctional usage  
convenient height - short  
or regular high version  
of your choice



A perfect planter for your personal herb garden - now available in 2 sizes! A new bigger XL version has been created in response to the customers' needs - almost double width ensures much more space for your herbs. The lid equipped with a double ventilation system for faster growth.



New



when working in the home and garden

This multifunctional and useful item will help keep order when working in the home and garden. A high base edge prevents escape of collected water or dirt. It can easily hold a few pair of shoes, protecting the floor from getting dirty.





New



Grow

	mm	mm	pcs	pcs	pcs	h
DOS110	109	100	10	i	i	~i
DOS125	124	114	10	i	i	~i
DOS140	139	128	10	i	i	~i
DOC160	159	146	10	i	i	~i
DOS180	179	165	10	i	i	~i
DOS215	199	183	10	i	i	~i
DOS240	235	216	10	i	i	~i

7 sizes



5411



New

Dry Pad



	mm	mm	mm	pcs	pcs	pcs	h
IP0720	716	348	33	-	10	-	840 ~1,86 m

1 size



5433

multifunctional usage





## timeless simplicity

A tall flowerpot with a square base from the Urbi collection. A delicately rounded shape and matt finish create an elegant and simple planter. It includes a liner which reduces the amount of soil needed. An irrigation system is optional.





**Urbi Square**

	← mm	↗ mm	↑ mm	🗑️	📦 pcs	📦 pcs	📦 pcs	🚚 h
DURS125*	126	126	200	- /2,0	10	90	1620	~1,92 m
DURS140	140	140	265	2,0/4,0	5	20	400	~1,80 m
DURS170	170	170	325	3,0/7,2	5	-	280	~1,60 m
DURS200	195	195	375	5,0/11,4	5	-	240	~1,70 m
DURS225	220	220	420	8,0/16,3	5	-	150	~1,80 m
DURS265	265	265	500	11,0/26,6	5	-	120	~1,81 m
DURS325	325	325	610	21,0/49,0	3	-	42	~1,82 m
DURS400	400	400	750	37,0/91,5	3	-	36	~1,71 m

**8 sizes**

\* the smallest size comes without insert



Comfortable watering system



watering system

**option**  
create your own set  
see page 282



## classic and simple








A round, simple flowerpot with a smooth, matte surface. The classic and simple line will strengthen the character of any interior.



# Tubus



## Tubus

	 mm	 mm	 mm	 pcs	 pcs	 pcs	 h
DTUB200	200	187	3,5	10	-	2400	~1,50 m
DTUB250	250	233	7,0	10	-	1200	~1,87 m
DTUB300	300	280	12,0	10	-	720	~1,70 m
DTUB400	400	373	28,5	10	-	300	~1,56 m

### 4 sizes





## classic and simple

An elegant, high flowerpot may function as a decoration in both a stylish loft and a small terrace. Perfect for residential and urban spaces. It includes an insert which reduces the amount of soil needed. An irrigation system is an optional solution.



# Tubus

2in1  
standard set



## Tubus Slim Shine

	□	∅ mm	↑ mm	EU pcs	pcs	pcs	h
DTUS150S	150	286	2,0/3,3	5	30	540	~1,75 m
DTUS200S	200	381	4,0/8,0	5	-	360	~1,84 m
DTUS250S	250	476	9,0/15,5	5	-	150	~1,45 m
DTUS300S	300	572	15,0/27,0	5	-	110	~1,70 m
DTUS400S	400	762	35,0/64,0	5	-	60	~1,75 m

5 sizes



2in1  
standard set



## Tubus Slim

	□	∅ mm	↑ mm	EU pcs	pcs	pcs	h
DTUS150	150	286	2,0/3,3	5	30	540	~1,75 m
DTUS200	200	381	4,0/8,0	5	-	360	~1,84 m
DTUS250	250	476	9,0/15,5	5	-	150	~1,45 m
DTUS300	300	572	15,0/27,0	5	-	110	~1,70 m
DTUS400	400	762	35,0/64,0	5	-	60	~1,75 m

5 sizes



Comfortable watering system



watering system

**option**  
create your own set  
see page 281





## classic and simple









A rectangular box from the Tubus collection. A classic, simple shape, proven colours - the perfect decorative element for interiors or terraces. An irrigation system is optional.




# Tubus



### Tubus Case

	 mm	 mm	 mm	 kg	 pcs	 pcs	 pcs	 h
DTUC400	400	216	200	12,0	10	-	600	~1,70 m
DTUC600	600	324	300	38,6	5	-	160	~1,70 m

### 2 sizes



S449

7529U

S433

Comfortable watering system



watering system

**option**  
create your own set  
see page 283

# Cube



## Cube Shine

	mm	mm	mm	pcs	pcs	pcs	h
DCUB110S	110	97	0,6	10	240	4320	~1,92 m
DCUB140S	140	124	1,2	10	50	1200	~1,80 m
DCUB170S	170	150	2,2	10	60	840	~1,92 m
DCUB200S	200	177	3,5	10	40	720	~1,92 m
DCUB250S	250	221	7,0	5	-	420	~1,90 m

6 sizes



5449 7502U 389U 370U 235C

saucer series recommended

## Coubi

	mm	mm	mm	pcs	pcs	pcs	h
PPC120	120	15	10/50	600	14400	~1,60 m	
PPC140	140	20	10/50	400	7200	~1,77 m	
PPC175	175	25	10/60	240	5760	~1,80 m	
PPC210	210	30	10/50	-	4500	~1,95 m	
PPC260	260	37	10/60	-	2160	~1,85 m	

CS99G



## Cube

	mm	mm	mm	pcs	pcs	pcs	h
DCUB200	200	177	3,5	10	40	720	~1,92 m
DCUB250	250	221	7,0	5	-	420	~1,90 m
DCUB300	300	266	12,0	5	-	275	~1,88 m
DCUB400	400	354	29,0	5	-	90	~1,65 m

4 sizes



5449 7529U 389U 5433

saucer series recommended

## Coubi

	mm	mm	mm	pcs	pcs	pcs	h
PPC210	210	30	10/50	-	4500	~1,95 m	
PPC260	260	37	10/60	-	2160	~1,85 m	
PPC320	320	41	10/50	-	1200	~1,75 m	

CS99G





## elegant shape

The beauty of a clean, timeless line. A classic, versatile flowerpot with a noble surface ideally suited to glamour interiors, as well as to the balcony or the garden. A tray is optional.





## elegant shape

A modified, taller and slightly slender Cube flowerpot. The harmony of proportions and elegant shape make it suitable for every interior and home environment. Included with a liner and an optional irrigation system.



# Cube

**2in1**  
standard set

new version with comfortable handle



## Cube Slim

	□	∅	↓	📦	📦	📦	📦	h
	mm	mm	mm	pcs	pcs	pcs	pcs	mm
DCUS280	276	349	8,0/12,0	10	-	240	~1,77	m
DCUS355	355	440	18,0/25,0	5	-	70	~1,83	m
DCUS460	461	577	40,0/55,0	5	-	30	~1,87	m

### 3 sizes



saucer series recommended

## Coubi

	□	∅	↓	📦	📦	📦	📦	h
	mm	mm	mm	pcs	pcs	pcs	pcs	mm
PPC210	210	30	10/50	-	4500	~1,95		m
PPC260	260	37	10/60	-	2160	~1,85		m
PPC320	320	41	10/50	-	1200	~1,75		m

CS99G

Comfortable watering system



watering system

**option**  
create your own set  
see page 280





## elegant shape








A Cube family box fits perfectly into the organised space in the house and on the balcony. It is distinguished by a minimalist, stable structure, unpretentious elegance, pure and geometric form. An irrigation system is optional.



# Cube



## Cube Case

	 mm	 mm	 mm	 pcs	 pcs	 pcs	 h
DCUC400	392	182	160	8,0	10	-	480 ~1,85 m
DCUC600	587	264	236	25,5	5	-	120 ~1,50 m

### 2 sizes



Comfortable watering system



watering system

**option**  
create your own set  
see page 283



# Style & Chic



## Lace

	mm	mm	pcs	pcs	pcs	h	
DLAC 115	112	130	10	160	5120	~1,70 m	
DLAC 140	135	155	10	180	4320	~1,95 m	
DLAC 160	160	185	10	100	1800	~1,82 m	
DLAC 180	180	210	10	40	960	~1,80 m	

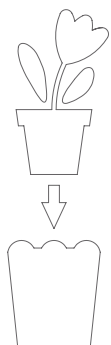
### 4 sizes



## Lace

	mm	mm	mm	pcs	pcs	pcs	h
DLAC285	285	135	155	10	120	1440	~1,70 m

### 1 size





## finesse beauty of lace

A series of round, oblong Lace flowerpots was created with an intricate openwork lace motif, in response to the trend promoting traditional folk design. Intentional simplicity of nostalgia for years gone by...



# Style & Chic



## Tree

	mm	mm	pcs	pcs	pcs	h
DTRE 120	120	122	10	450	5400	~1,83 m
DTRE 145	145	148	10	330	3300	~1,85 m
DTRE 175	175	179	10	80	1440	~1,92 m

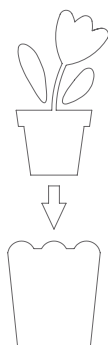
## 3 sizes



## Tree

	mm	mm	mm	pcs	pcs	pcs	h
DTRE 275	275	145	148	10	60	1440	~1,89 m

## 1 size





## nature motifs







A round, oblong flowerpot with an openwork motif reminiscent of the geometry of the leaf structure. Original and extremely decorative, it will bring positive energy to every living space.



# Style & Chic











## City

							
	mm	mm	pcs	pcs	pcs	pcs	h
DCIT 115	113	128	10	160	5120	~1,70 m	
DCIT 140	135	153	10	180	4320	~1,95 m	
DCIT 160	160	183	10	100	1800	~1,82 m	
DCIT 180	180	208	10	40	960	~1,80 m	

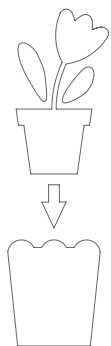
### 4 sizes



## City

								
	mm	mm	mm	pcs	pcs	pcs	pcs	h
DCIT 285	285	135	154	10	120	1440	~1,70 m	

### 1 size





## nature motifs








City - refreshed version of trendy City Pot available for season, decorative, irregularly finished ornament associated with nature, grass or bamboo style.



# Style & Chic










## Naturo

							
	mm	mm	pcs	pcs	pcs	pcs	h
DNAT 120	120	122	10	450	5400	~1,83 m	
DNAT 145	145	148	10	330	3300	~1,85 m	
DNAT 175	175	179	10	80	1440	~1,92 m	

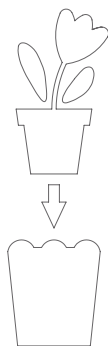
### 3 sizes



## Naturo

							
	mm	mm	mm	pcs	pcs	pcs	h
DNAT 275	275	145	148	10	60	1440	~1,89 m

### 1 size





## nature motifs

The Naturo collection was created in response to the idea of the currently popular eco trend. The cellular structure of the plants was the inspiration for the openwork decoration of the pot. Simple and harmonious, available in round and oblong versions.














## metallic glossy

With a noble finish, the metallic glossy surface of the pot from the Cube collection works extremely well with the glamour design.



## Style &amp; Chic








**Cube P**

							
	mm	mm	mm	pcs	pcs	pcs	h
DCUB110P*	110	97	0,6	10	240	4320	~1,92 m
DCUB140P*	140	124	1,2	10	50	1200	~1,80 m
DCUB170P*	170	150	2,2	10	60	840	~1,93 m
DCUB200P*	200	177	3,5	10	40	720	~1,92 m

\*polystyrene

**4 sizes**

**Tubus Slim P**

							
	mm	mm	mm	pcs	pcs	pcs	h
DTUS150P*	150	286	3,3	10	100	1000	~1,82 m
DTUS200P*	200	381	8,0	5	-	360	~1,84 m
DTUS250P*	250	476	15,5	5	-	150	~1,45 m

\*polystyrene

**3 sizes**





A series of IML pots  
We focus on variety ! As an answer we launch line of the classic decorative collection flowerpot casings which, no doubts, can satisfy demanding taste. Thanks to the new technology (IML - "In-Mould-Labeling") the possibility of colours and patterns are endless and any design request can be fulfilled. Our standard offer in this line is dedicated to lovers of botanical, romantic outlooks etc.

**ASK FOR  
MOQ**

& create your own pot design



Designs are grouped thematically and we can find botanical theme or pastel colour range which can add charm to your interiors. The new line can perfectly be used as a holder for small bits in the kitchen, bathroom, children's room or home office. Models come in 2 different rim widths and are available in 4 sizes.

# Herbal



IML

	mm	mm	mm	pcs	pcs	h
DMLH130	130	120	1,0	10	270	8100 ~1,87 m
1 size						



DMLH130

H2



DMLH130

H3



DMLH130

M2



DMLH130

M3



DMLH130

M1



DMLH130

M4

**ASK FOR  
MOQ**

& create your own pot design









Prosperplast®

# Herbal



## IML

	 mm	 mm	 g	 pcs	 pcs	 h
DML120	120	110	0,8	10	360	8640 ~1,87 m
DML140	140	128	1,3	10	220	4400 ~1,85 m
DML160	160	146	2,0	10	150	2700 ~1,70 m

3 sizes



S1  
DML120  
DML140  
DML160



S2  
DML120



S3  
DML140  
DML160



H1  
DML120  
DML140  
DML160



H2  
DML120  
DML140  
DML160



H3  
DML120  
DML140  
DML160



M1  
DML120  
DML140  
DML160



M2  
DML120  
DML140  
DML160



## range of colours

A simple, shiny cover in a wide range of colours with different edge widths. They can successfully be used as containers for small items in the kitchen, bathroom, children's room, home office or studio.



# Herbal



**IML**



	∅ mm	↑ mm	↓ mm	pcs	pcs	pcs	h
DH130	130	120	1,0	10	270	8100	~1,87 m

**1 size**



**IML**



	∅ mm	↑ mm	↓ mm	pcs	pcs	pcs	h
DR120	120	110	0,8	10	360	8640	~1,87 m
DR140	140	128	1,3	10	220	4400	~1,85 m
DR160	160	146	2,0	10	150	2700	~1,70 m

**3 sizes**





New  
Nicolour  
New



## home herb garden

The flowerpots are distinguished by their original, modern shape, which adds a unique character to your home herb garden. The flowerpots have a convenient opening for placing scissors. Herbs Cut scissors with a special triple blade are available as part of a set.




*Ne colour*  
**New**



**Limes Dublo**

	mm	mm	mm	pcs	pcs	pcs	h
DLD250	250	120	120	2,3	-	10	900 ~1,90 m

**1 size**  
scissors included



S449 389U 370U 426U 422U

*Ne colour*  
**New**



**Limes Uno**

	mm	mm	mm	pcs	pcs	pcs	h
DLU130	130	140	1,3	-	10	960	~1,95 m
DLU150	150	160	1,9	-	10	800	~1,82 m

**2 sizes**  
scissors included



S449 389U 370U 426U 422U



*Ne colour*  
**New**

# Herbal

*New* colour

## Twins Cube

	mm	mm	mm	pcs	pcs	pcs	h
DTC245	244	110	120	2,5	-	10	720 ~1,77 m

1 size  
scissors included



5449 389U 370U 426U 422U



*New* colour

*New* colour  
*New*



## home herb garden

Twins Cube is a double plant pot with an original shape and a scissor pocket. Perfect for growing herbs at home. Available in 4 joyful summery colours. The set includes the Herbs Cut scissors with a special triple blade.





## home herb garden

Perfect for growing herbs at home. Its original, modern shape makes it a unique ornament for any interior. The innovative structure of the pot allows for easy mounting. The indentations at the bottom allow enable excess water to be collected.



# Herbal



## Coubi Herbal

	mm	mm	mm	pcs	pcs	pcs	h
DKN300W	295	295	880	9,0	-	8kpl	96 ~1,83 m

1 size



5449

426U



## Herbs cut

	mm	mm	mm	pcs	pcs	pcs	h
ICUT1	130	60	12	-	24/480	5760	~0,97 m

5449

389U

1 size





## home herb garden

The product catches the eye with its original shape and well-measured structure. Easy to put together. Herbs Cut scissors are a must-have accessory for any plant grower. The unique triple blade ensures the ease and precision of cutting.



# Herbal



### Coubi Herbal

	mm	mm	mm	pcs	pcs	pcs	h
DKN3003	295	295	380	9,0	-	8kpl	96 ~1,83 m

1 size



### Coubi Herbal

	mm	mm	mm	pcs	pcs	pcs	h
DKN3001	295	295	140	3,0	10	480	~1,83 m

1 size



### Herbs cut

	mm	mm	mm	pcs	pcs	pcs	h
ICUT1	130	60	12	-	24/480	5760	~0,97 m



1 size









# Coubi collection



## classic shape

A round flowerpot with a shiny surface and classic shape, equipped with a tray with a self-locking system. Available in a wide range of the most fashionable, cheerful colours.





**Coubi Round P**

	∅ mm	↑ mm	↓ mm	↓ pcs	↓ pcs	↓ pcs	↓ h
DUOP100	100	92	0,5	10	360	5760	~1,90 m
DUOP120	120	110	0,8	10	300	3600	~1,70 m
DUOP135	135	124	1,2	10	120	2400	~1,83 m
DUOP155	155	142	2,0	10	40	1280	~1,70 m
DUOP180	180	165	2,8	10	60	960	~1,90 m



DUOP210	210	193	4,2	10	60	540	~1,59 m
DUOP240	240	220	7,5	5	30	450	~1,75 m
DUOP280	280	262	11,0	5	20	240	~1,94 m



**8 sizes**  
saucer included



## classic shape

The glossy surface of flowerpots from the Coubil series will brighten and add a distinctive character to any interior. Equipped with a tray with a self-locking system.





**Coubi Square P**

	mm	mm	mm	mm	pcs	pcs	pcs	h
DUKP100	100	100	92	0,5	10	360	8640	~1,95 m
DUKP120	120	120	110	1,2	10	150	3000	~1,68 m
DUKP135	135	135	124	1,5	10	120	2880	~1,95 m
DUKP155	155	155	142	2,5	10	80	1600	~1,70 m
DUKP180	180	180	165	3,8	10	40	960	~1,80 m
DUKP210	210	210	192	6,0	5	45	450	~1,77 m
DUKP240	240	240	220	8,2	5	-	675	~1,87 m

7 sizes  
saucer included



**Coubi Case P**

	mm	mm	mm	mm	pcs	pcs	pcs	h
DUPP240	240	120	110	2,5	10	-	2400	~1,80 m
DUPP300	290	142	136	4,4	10	-	1200	~1,65 m
DUPP400	390	190	182	10,6	10	-	600	~1,85 m

3 sizes  
saucer included





## classic shape

Coubi series combines simplicity with a modern design, which makes it a great addition for any interior, matching all styles and tastes. Version round available in the enormous range of sizes - 9 - 50 cm. Coubi Square equipped with a liner.




# Coubi



## Coubi Round

	mm	mm	mm	pcs	pcs	pcs	h
DU0090	90	81	0,5	10	140	3360	~1,80 m
DU0120	120	110	1,0	10	150	1800	~1,83 m
DU0150	150	135	2,0	10	100	1000	~1,70 m
DU0190	190	170	3,5	5	30	480	~1,90 m



DU0230	230	207	6,5	5	-	375	~1,70 m
DU0290	290	260	13,0	5	-	220	~1,80 m
DU0350	350	310	19,0	5	-	90	~1,70 m
DU0400	400	365	30,0	5	-	60	~1,70 m
DU0500	500	435	55,0	5	-	20	~1,85 m



9 sizes



## Coubi Square High

	mm	mm	mm	mm	pcs	pcs	pcs	h
DUW120*	126	126	200	-/2,0	10	90	1620	~1,92 m
DUW160	160	160	260	3,0/4,0	5	-	385	~1,85 m
DUW200	200	200	335	6,0/10,0	5	-	240	~1,90 m
DUW240	240	240	425	10,0/17,0	5	-	105	~1,84 m
DUW290	290	290	530	19,0/30,0	3	-	72	~1,92 m

5 sizes

\*the smallest size comes without insert









# Orchid collection



New

Decor Orchid Sticks

	mm	mm	pcs	pcs	pcs	h
ISTC01*	90/60	585	12	48*	3840	~1,85 m

\*polycarbonate  
\*mix design 24 + 24 pcs

CPND CPY2 CPR9



Decor Orchid Sticks

	mm	mm	pcs	pcs	pcs	h
ISTC02*	40	550	20	100	8000	~1,85 m

\*polycarbonate

CPND CPY2 CPR9



New

Decor Orchid Sticks

	mm	mm	pcs	pcs	pcs	h
ISTC03*	50	390	20	160	12800	~1,85 m

\*polycarbonate

CPND CPY2 CPR9





*New*

help for growing

Orchid Lovers will fully appreciate these unique design sticks, both practical and stylish. There are dedicated for miniature orchids and other small flowering plants.



# Orchid



## Coubi Orchid

	mm	mm	mm	pcs	pcs	pcs	h
DUKO130P*	132	132	165	1,6	10	90	1620 ~1,70 m

\*polystyrene

1 size



CPNO CPR9 CPY2



## Coubi Orchid

	mm	mm	mm	pcs	pcs	pcs	h
DUKO130	132	132	165	1,6	10	90	1620 ~1,70 m

1 size



S449 7502U 370U S433



see p. 208





## modern shape

The decorative line of the Coubi orchid pot covers is an eye-catcher with its simple, modern shape and transparent surface, making it possible to observe the orchids from their roots upwards.



# Orchid



## Coubi Orchid

	mm	mm	mm	pcs	pcs	pcs	h
DUMS200P*	198	130	102	1,0	10	180	~1,70 m
DUMS360P*	360	150	132	3,8	10	80	~1,71 m

\*polystyrene

2 sizes



## Coubi Orchid

	mm	mm	mm	pcs	pcs	pcs	h
DUMS200	198	130	102	1,0	10	180	~1,70 m
DUMS360	360	150	132	3,8	10	80	~1,71 m

2 sizes





## modern shape

The exquisite, elliptical shape and functionality of the Coubi flowerpot is aesthetically glamorous. The transparent surface allows you to admire the plant growing in all its glory.







## great for orchids

A flowerpot with an elegant, slender shape and a slightly shiny surface. Suitable for most plant varieties, transparent - great for orchids. Its cheerful, vibrant colours will enliven any room.





**Coubi Orchid**

	mm	mm	pcs	pcs	pcs	h
DUS130	130	170	1,3	10	90	2160 ~1,87 m

1 size



S449 CY728 389U 235C 426U

saucer series recommended

**Coubi**



	mm	mm	pcs	pcs	pcs	h
PPC120*	120	15	10/50	600	14400	~1,60 m

CS99G

\*polycarbonate



**Coubi Orchid**

	mm	mm	pcs	pcs	pcs	h
DUS130P*	130	170	1,3	10	90	2160 ~1,87 m

\*polystyrene

1 size



CPN0 CPR9 CPRB CPY2

Don't forget to support your orchid!

**New**

see p.208





## great for orchids

Flowerpots from the Coubi series with a harmonious shape and a variety of surfaces. The transparent and matte model are perfect for orchids. A tray is optional. suitable for both size the same saucer.



# Orchid



## Coubi Orchid

	mm	mm	pcs	pcs	pcs	h
DUOW130	130	160	1,5	10	180	~1,59 m
DUOW160	160	183	2,4	10	50	900 ~1,92 m

2 sizes



S449 CY728 389U 235C 426U



## Coubi Orchid

	mm	mm	pcs	pcs	pcs	h
DUOW130T	130	160	1,5	10	180	~1,59 m
DUOW160T	160	183	2,4	10	50	900 ~1,92 m

2 sizes



CS99G CR95G CR91G CB77G CG55G



## Coubi Orchid

	mm	mm	pcs	pcs	pcs	h
DUOW130P*	130	160	1,5	10	180	~1,59 m
DUOW160P*	160	183	2,4	10	50	900 ~1,92 m

\*polystyrene

2 sizes



CPND CPR9 CPRB CPY2

Don't forget to support your orchid!

**New**

see p. 208





## great for orchids

The classic shape and minimalistic form of Coubi creates a modern effect, constituting a wonderful setting for the orchid, which, however, does not overshadow the natural beauty of this flower. Models with a transparent and matt surface are available.





Orchid



**Coubi Orchid**

DST0125	125	147	1,1	10	120	1920 ~1,90 m

1 size



CS99G CR95G CR91G CB77G CG55G



**Coubi Orchid**

DST0125M	125	147	1,1	10	120	1920 ~1,80 m

1 size



CS99S CR95S CR91S CB77S CG55S

# Orchid



## Coubi Orchid

	mm	mm	mm	mm	pcs	pcs	pcs	h
DUW120P*	126	126	200	2,0	10	90	1620	~1,92 m

\*polystyrene

1 size



## Urbi Square P

	mm	mm	mm	mm	pcs	pcs	pcs	h
DURS125P*	126	126	200	- /2,0	10	90	1620	~1,92 m
DURS140P*	140	140	265	2,0/4,0	5	20	400	~1,80 m

\*polystyrene

2 sizes

the smallest size comes without insert





## shiny walls

All the pots made of transparent and shiny polysterene resembling glass structure. Small size of Coubi and Urbi Square designed with a cone on the bottom and the bigger one includes a liner instead.







## shiny walls

The unique shape of the flowerpot will strengthen the character of any interior. It includes a liner which reduces the amount of soil needed. Made of transparent polystyrene, it perfectly imitates glass, and can function as a vase.





**Urbi Twist P**

	mm	mm	mm	mm	mm	mm	g
DURD140P*	140	140	265	1,2/2,80	5	20	320 ~1,70 m

\*polystyrene

1 size



# Orchid



## Rocka

	Ø	h	pcs	pcs	pcs	h
	mm	mm				
DROC125	126	100	1,0	10	90	2160 ~1,87 m



4 sizes



## Rocka P

	Ø	h	pcs	pcs	pcs	h
	mm	mm				
DROC125P*	126	100	1,0	10	90	2160 ~1,87 m



\*polystyrene

4 sizes





## modern shape

The line of Rocka flowerpots is inspired by the processing of natural stone, its noble character, aesthetics and many different forms. The textured surface is made with the utmost precision and attention to detail.





## original shape







A patio flowerpot with an original shape and a wide range of applications. The pots have special recesses, allowing them to be arranged one on top of the other, creating an interesting cascade effect.



# Crown



## Crown

	 mm	 mm	 mm	 pcs	 pcs	 h
DCR0480	480	264	16,0	12	144	~1,70 m

1 size



R624



S433





## original shape








The series of Crown rail planter boxes is very easy to attach to the balcony thanks to the recess in its base and special brackets, which guarantee stability. Resistant to sunlight and mechanical damage.



# Crown



## Crown

	 mm	 mm	 mm	 mm	 pcs	 pcs	 h
DCRO240	242	278	201	7,0	10	840	~1,90 m
DCRO400	393	278	201	12,0	10	630	~1,80 m



DCRO600	580	278	201	18,0	10	360	~1,80 m
---------	-----	-----	-----	------	----	-----	---------



3 sizes





# Balcony Case



## Camelia

	← mm	↘ mm	↑ mm	📏	📦 pcs	📦 pcs	📏 pcs	📏 h
DCM400	402	170	143	9,0	10	-	700	~1,75 m
DCM500	508	188	173	15,5	10	-	360	~1,76 m

2 sizes  
saucer included



## Camelia W

	← mm	↘ mm	↑ mm	📏	📦 pcs	📦 pcs	📏 pcs	📏 h
DCM400W	402	170	143	9,0	5	-	420	~1,84 m
DCM500W	508	188	173	15,5	5	-	225	~1,73 m

2 sizes  
saucer + hooks included





## simple rail planter box

A simple rail planter box with a slightly rounded edge. It can be placed on the windowsill, the kitchen counter or, by using the system of hooks, hung on the balcony or terrace railing. The box is equipped with a tray with a self-locking system and a special opening for easy watering.





## rectangular shape

Agro balcony case of a rectangular shape and subtle pressed markings on its surface is a universal product, perfect for the cultivation of various plants: flowers, herbs or vegetables. It may be mounted on balcony railings or placed on the floor or a window sill.



# Balcony Case



## Hangplast



	mm	mm	pcs	pcs	h
IWWS	200/250	190	20	2240	~1,76 m



## Agro

	mm	mm	mm	pcs	pcs	h
IS400	400	180	140	10	1320	~1,75 m
IS500	500	180	140	10	1080	~1,85 m
IS600	600	180	140	10	880	~1,70 m
IS700	700	180	140	10	720	~1,85 m
IS800	800	180	140	10	720	~1,80 m
IS1000	1000	180	140	10	480	~1,75 m



6 sizes

saucer series recommended

## Agro



	mm	mm	mm	pcs	pcs	h
IP400	345	127	28	10	3640	~1,90 m
IP500	445	127	28	10	2610	~1,90 m
IP600	544	127	28	10	2470	~1,90 m
IP700	653	127	28	10	1700	~1,85 m
IP800	753	127	28	10	1620	~1,85 m
IP1000	953	127	28	10	1080	~1,85 m



easy to join

## Agrohang



	mm	mm	pcs	pcs	pcs	h
IWAG	230	210	10	70	4480	~1,10 m



## for hydroponic cultivation

classic, rectangular rail planter boxes which can be placed on the windowsill or patio, and the agrohang hooks make it possible to install them on a fence or balcony railing. included with an irrigation system for hydroponic cultivation, allowing the accumulation of water at the bottom of the pot, which reduces the frequency of watering.



# Balcony Case



## Terra

	← mm	↘ mm	↓ mm	↑ pcs	↓ pcs	↑ h
--	------	------	------	-------	-------	-----

ISBT40	400	190	160	6,0	20	960 ~1,73 m
ISBT50	500	190	160	7,5	20	640 ~1,65 m

R624

easy to join



## Metalhang

	← mm	↘ mm	↓ mm	↑ pcs	↓ pcs	↑ h
--	------	------	------	-------	-------	-----

IWMET40	380	290	240	24	384	~1,80 m
---------	-----	-----	-----	----	-----	---------

S411



## Balcony can

	← mm	↘ mm	↓ mm	↑ pcs	↓ pcs	↑ h
--	------	------	------	-------	-------	-----

DTT6CAN	600	257	238	18,0	10	180 ~1,70 m
---------	-----	-----	-----	------	----	-------------

R624



## Balcony can

	← mm	↘ mm	↓ mm	↑ pcs	↓ pcs	↑ h
--	------	------	------	-------	-------	-----

IS6CAN	600	180	140	11,0	10	320 ~1,90 m
--------	-----	-----	-----	------	----	-------------

R624



## Balcony can

	← mm	↘ mm	↓ mm	↑ pcs	↓ pcs	↑ h
--	------	------	------	-------	-------	-----

ISBT5SCAN	500	190	160	7,5	10	360 ~1,90 m
-----------	-----	-----	-----	-----	----	-------------

R624

easy to join



## Agrohang

	← mm	↓ mm	↑ pcs	↓ pcs	↑ pcs	↑ h
--	------	------	-------	-------	-------	-----

IWAG	230	210	10	70	4480	~1,10 m
------	-----	-----	----	----	------	---------

S411





## classic form

The classic form of the Pro pot is accented with delicate embossing on the surface and a slightly curled edge. Agro resembles traditional terracotta pots. Both in a set with a tray and a hook, which can be easily dismantled and turned into regular standing flowerpots.



# Traditional Pots



## Akant

	mm	mm	pcs	pcs	pcs	h
IWA	200	230	10	160	2560	~1,94 m

1 size



S449 R624



plastic hanger

## Agro

	mm	mm	mm	pcs	pcs	h
DAGW1	160	100	0,8	10	80	~1,80 m
DAGW2	180	115	1,2	10	120	~1,79 m
DAGW3	210	130	2,0	10	-	~1,80 m
DAGW4	240	150	3,0	10	-	~1,85 m
DAGW5	270	160	4,5	10	-	~1,90 m

5 sizes  
saucer included



R624



plastic hanger

2in1  
standard set


## Pro

	mm	mm	mm	pcs	pcs	h
DWP21	210	135	3,2	10	3000	~1,85 m
DWP24	240	155	5,0	10	2250	~1,93 m
DWP27	270	165	6,5	10	1430	~1,85 m

3 sizes



S449 R624



hydroponics



# Traditional Pots



## Dbon

	mm	mm	mm	pcs	pcs	m
DBON	200	140	75	1,0	20	3840 ~1,85 m

1 size



R624



## Misa

	mm	mm	mm	pcs	pcs	m
DMS01	130	70	0,5	10/100	4500	~1,90 m
DMS02	150	77	0,6	10/50	2800	~1,90 m
DMS03	170	85	0,9	10/50	2300	~1,75 m
DMS04	200	94	1,25	10	1680	~1,75 m
DMS05	225	102	2,0	10	1400	~1,90 m
DMS06	260	113	3,0	10	910	~1,90 m
DMS07	300	124	4,0	10	770	~1,90 m
DMS08	340	136	5,5	10	420	~1,90 m



R624



S433

DMS09	400	173	10,0	10	360	~1,80 m
DMS10	440	198	14,0	10	200	~1,80 m
DMS11	540	213	23,0	10	160	~1,75 m/max
DMS12	650	240	38,0	10	80	~1,80 m



R624

12 sizes





## elegance and grace

The Dbon flowerpot is ideal for growing cute, miniature bonsai trees, although this is obviously not the extent of its use. The Misa flowerpot resembles ceramic pots, a delicate ornament and a subtly textured surface adds to its elegance and grace.





## classic form







The simple, timeless design makes it a perfect match for any garden or interior. The flowerpots are a perfect imitation of traditional clay products, but unlike them, they do not break easily. They create a perfect set.



# Traditional Pots



## Glinka

	 mm	 mm				 h
	mm	mm	pcs	pcs	pcs	
DGA11	110	90	0,25	20	-	6160 ~1,70 m
DGA13	130	110	0,75	20	-	4400 ~1,90 m
DGA15	150	126	1,1	20	-	2700 ~1,74 m
DGA17	170	142	1,6	20	-	1680 ~1,85 m
DGA19	190	160	2,25	20	-	1000 ~1,45 m
DGA22	220	190	3,9	10	-	720 ~1,75 m
DGA26	260	225	5,9	10	-	480 ~1,65 m
DGA30	300	260	9,4	10	-	330 ~1,65 m





### 8 sizes



R624

## saucer series recommended

## Glinka

	 mm	 mm				 h
	mm	mm	pcs	pcs	pcs	
PG10	95	24	20/400	-	12000	~1,82 m
PG11	110	27	20	360	8640	~1,80 m
PG13	130	32	20	360	8640	~1,93 m
PG15	145	35	20/100	-	4800	~1,90 m
PG17	160	40	20/100	-	4000	~1,70 m
PG19	190	45	10/80	-	2880	~1,86 m
PG22	220	50	10/50	-	2000	~1,80 m
PG26	255	60	10/50	-	1450	~1,93 m

### 8 sizes



R624

# Traditional Pots



**Atena**

	mm	mm	mm	pcs	pcs	h
GPN1	395	350	7,5	10	360	~1,85 m
GPN2	455	420	14,0	10	150	~1,78 m
GPN3	556	552	24,0	10	100	~1,88 m

3 sizes

R624



**Atena**

	mm	mm	mm	pcs	pcs	h
GPW1	330	400	6,75	10	400	~1,83 m
GPW2	385	485	13,0	10	300	~1,85 m
GPW3	474	612	22,0	10	120	~1,70 m

3 sizes

R624





## simple rail planter box

The shape of the pots is inspired by antiquity and its love for perfection and harmony. A decorated foot and a delicate ornament on the goblet form their unique character. The flowerpots will give a unique, truly royal character to every garden.





## delicate ornament

A classic flowerpot shape with a delicately curled edge will work in any home décor, additionally decorated with a delicate ornament.



# Traditional Pots



## Plastica

	mm	mm	L	pcs	pcs	pcs	h
DP09	90	67	0,15	10	270	9720	~1,70 m
DP11	110	82	0,25	10	120	7200	~1,87 m
DP13	130	97	0,5	10	120	4320	~1,70 m
DP15	150	112	0,9	10	120	2880	~1,77 m
DP17	170	127	1,4	10	80	1920	~1,80 m
DP20	200	150	2,5	10	80	1920	~1,93 m
DP23	230	174	3,5	10	-	1200	~1,80 m
DP28	280	212	6,5	10	-	770	~1,93 m
DP34	340	257	12,0	10	-	360	~1,83 m
DP40	400	303	21,0	10	-	300	~1,73 m

### 10 sizes



R624

saucer series recommended

## Plastica

	mm	mm	pcs	pcs	pcs	h
PP09	98	20	10/80	720	25920	~1,70 m
PP11	112	22	10/60	720	14400	~1,63 m
PP13	132	24	10/60	720	11520	~1,79 m
PP15	151	27	10/60	720	11520	~1,73 m
PP17	189	30	10/40	240	4800	~1,73 m
PP20	195	34	10/40	240	4800	~1,85 m
PP23	222	39	10/40	-	4000	~1,90 m
PP28	263	44	10	-	2470	~1,92 m
PP34	311	47	10	-	1440	~1,90 m
PP40	359	50	10	-	1080	~1,90 m

### 10 sizes



R624







## simple and classic designs

Terra plant pot from our trusted Terra Family line is an ideal choice for lovers of simple and classic designs. The product is universal and very durable.



# Traditional Pots



## Terra

	∅ mm	↑ mm	↓ mm	📦 pcs	🗑️ pcs	📏 pcs	🚚 h
DCE11	110	85	0,5	10	450	8100	~1,85 m
DCE13	130	100	0,7	10	180	3600	~1,73 m
DCE15	150	115	1,0	10	180	3600	~1,85 m
DCE17	175	135	2,0	10	80	1920	~1,80 m
DCE20	200	155	3,0	10	80	1920	~1,93 m
DCE25	250	195	5,0	10	-	1200	~1,85 m
DCE30	300	235	8,0	10	-	770	~1,90 m
DCE35	350	275	13,0	10	-	360	~1,93 m



	∅ mm	↑ mm	↓ mm	📦 pcs	🗑️ pcs	📏 pcs	🚚 h
DCE40	400	315	20,0	10	-	300	~1,92 m
DCE45	450	350	27,0	10	-	160	~1,85 m
DCE50	500	390	38,0	10	-	60	~1,70 m
DCE55	550	430	48,0	10	-	60	~1,78 m
DCE64	640	500	78,0	5	-	50	~1,87 m

### 13 sizes



### saucer series recommended


## Terra

	∅ mm	↑ mm	↓ mm	📦 pcs	🗑️ pcs	📏 pcs	🚚 h
POD09	90	12	10/50	900	36000	~1,95 m	
POD11	110	14	10/50	700	28000	~1,95 m	
POD12	120	16	10/50	900	18000	~1,63 m	
POD14	140	19	10/50	900	14400	~1,80 m	
POD17	170	22	10/50	500	12000	~1,93 m	
POD21	210	27	10/50	400	9600	~1,93 m	
POD25	250	33	10/50	100	3600	~1,70 m	
POD29	290	38	10/-	-	3300	~1,70 m	



	∅ mm	↑ mm	↓ mm	📦 pcs	🗑️ pcs	📏 pcs	🚚 h
POD33	330	44	10/-	-	1800	~1,95 m	
POD37	370	49	10	-	1620	~1,90 m	
POD41	410	55	10	-	1300	~1,90 m	
POD46	460	60	10	-	880	~1,92 m	
POD54	540	69	10	-	400	~1,90 m	





## simple and classic designs

A wide bowl and an oval box from the Terra family. Their shape and subtle grooves, which characterise all the products from this line, beautifully complement the interior of the house or garden, regardless of their style.



# Traditional Pots



## Terra

	∅ mm	↓ mm	↓ mm	↓ mm	↓ mm	↓ mm
DMT20	200	95	2,0	10	3300	~1,93 m
DMT25	250	115	3,6	10	1680	~1,82 m
DMT30	300	130	6,0	10	1320	~1,87 m
DMT35	350	150	9,8	10	600	~1,85 m
DMT40	400	170	14,5	10	600	~1,85 m

### 5 sizes



## Terra

	← mm	↙ mm	↓ mm	↓ mm	↓ mm	↓ mm	↓ mm
DCK1	265	124	100	2,0	10	140	1400 ~1,77 m
DCK2	316	132	110	2,5	10	120	1200 ~1,77 m

### 2 sizes

saucer included





## simple and classic designs

Pots from the Terra Family adapted for attaching to the ceiling, on flat surfaces and on poles or gutters, etc. All decorated with subtle grooves, characteristic for the Terra collection.



# Traditional Pots



## Terra

	mm	mm	mm	pcs	pcs	h
DWT23	230	140	4,0	10	2160	~1,80 m
DWT26	260	160	6,0	10	1300	~1,90 m
DWT29	290	180	8,5	10	990	~1,90 m

### 3 sizes



R624



## Terra

	mm	mm	mm	pcs	pcs	h
DST1	150	110	0,7	10	80	1920 ~1,80 m
DST2	180	132	1,1	10	60	1200 ~1,65 m
DST3	220	160	2,8	10	-	1560 ~1,90 m
DST4	270	197	4,0	10	-	800 ~1,80 m

### 4 sizes



R624



## Terra

	mm	mm	mm	pcs	pcs	h
DTRY20	158	140	198	2,0	10	40 960 ~1,80 m
DTRY28	198	150	280	4,0	10	40 640 ~1,80 m

### 2 sizes



R624



S433





## simple and classic designs

Traditional, shapely flowerpots, perfectly presented in the interior of the house or balcony or patio. A subtle decorative element characteristic to the Terra family adds elegance.



# Traditional Pots



## Terra

	← mm	↘ mm	↑ mm	📏	📦 pcs	📦 pcs	📏 h
DKWT15	150	150	130	1,7	10	4400	~1,85 m
DKWT19	190	190	160	3,5	10	1920	~1,90 m
DKWT24	240	240	200	7,0	10	1050	~1,76 m
DKWT30	300	300	250	13,8	10	480	~1,75 m
DKWT37	370	370	300	25,2	10	300	~1,75 m
DKWT45	450	450	350	42,0	10	120/max	~1,78 m/max

### 6 sizes




saucer series recommended



## Terra

	← mm	↘ mm	↑ mm	📏	📦 pcs	📦 pcs	📏 h
PKWT14	140	140	19	10	20000	~1,90 m	
PKWT17	170	170	24	10	10080	~1,90 m	
PKWT22	220	220	30	10	5250	~1,85 m	
PKWT27	270	270	38	10	3960	~1,90 m	
PKWT34	340	340	45	10	1800	~1,85 m	
PKWT41	410	410	55	10	1320	~1,90 m	



## Terra

	← mm	↘ mm	↑ mm	📏	📦 pcs	📦 pcs	📏 h
DTT600	600	257	238	18,0	10	420	~1,82 m
DTT700	700	300	277	30,0	10	240	~1,80 m
DTT800	800	344	320	44,0	10	150	~1,78 m

### 3 sizes









# Massive collection

# Massive



## Woode

	mm	mm	mm	pcs	pcs	pcs	h
DBW0300	299	281	8,0/12,0	5	-	125	~1,72 m
DBW0350	348	325	11,0/21,0	3*	-	72	~1,85 m
DBW0400	393	370	18,0/29,0	3	-	54	~1,85 m
DBW0490	488	457	40,0/54,0	2	-	24	~1,85 m

### 4 sizes

\*seperate packing of flowerpots and seperate of inserts



Comfortable watering system



**option**  
create your own set  
see page 280



texture resembling real wood

Frost-resistant flowerpot with a texture real wood alike. Includes a liner which reduces the amount of soil needed.



# Massive



**2in1**  
standard set

new version with comfortable handle



## Sandy

	mm	mm	mm	pcs	pcs	pcs	h
DBSP300	297	330	8,0/13,0	5	-	165	~1,75 m
DBSP350	349	380	11,0/21,0	5	-	70	~1,70 m
DBSP400	390	439	18,0/30,0	5	-	60	~1,82 m

### 3 sizes



S449 7529U 405U S433



**2in1**  
standard set

new version with comfortable handle



## Sandy Slim

	mm	mm	mm	pcs	pcs	pcs	h
DPSP300	297	513	8,0/22,0	3	-	72	~1,80 m
DPSP350	349	612	11,0/37,0	3	-	36	~1,85 m
DPSP400	390	708	18,0/53,0	1*	-	30	~1,83 m

### 3 sizes

\*separate packing of flowerpots and separate of inserts



S449 7529U 405U S433



watering system

**option**  
create your own set  
see page 279



watering system

**option**  
create your own set  
see page 279



# pattern of desert sand

This exceptionally decorative flowerpot collection is inspired by hand-made, traditional ceramics. Their noble surface has wavy vertical grooves which reminiscent a shape and pattern of desert sand.



# Massive



## Sand

	mm	mm	mm	pcs	pcs	pcs	h
DBSA300	295	330	8,0/13,0	5	-	165	~1,75 m
DBSA350	345	385	11,0/21,0	5	-	70	~1,70 m
DBSA400	388	436	18,0/37,0	5	-	60	~1,82 m

### 3 sizes



## Sand Slim

	mm	mm	mm	pcs	pcs	pcs	h
DPSA300	296	520	8,0/22,0	3	-	72	~1,80 m
DPSA350	349	619	11,0/37,0	3	-	36	~1,85 m
DPSA400	390	750	18,0/45,0	1*	-	30	~1,83 m

### 3 sizes

\*seperate packing of flowerpots and seperate of inserts





## pattern of desert sand

This exceptionally decorative flowerpot collection is inspired by hand-made, traditional ceramics. Their noble surface has wavy horizontal grooves which reminiscent a shape and pattern of desert sand.





# Massive










optional set



new version with comfortable handle

see page 277

## Wave

	 mm	 mm	 mm	 pcs	 pcs	 pcs	 h
DBWA300	293	277	12	5	-	165	~1,65 m
DBWA350	342	323	19	5	-	90	~1,90 m
DBWA400	392	369	26	3	-	54	~1,70 m
DBWA490	478	442	52	2	-	24	~1,85 m

### 4 sizes



5449



7529U



5433



optional set

IWK0280	IWK0325	IWK0355	IWK0460
∨	∨	∨	∨
DBWA300	DBWA350	DBWA400	DBWA490



watering system

option  
create your own set  
see page 278



## undulating grooves

Plant pot Wave is inspired by the traditional hand-made ceramic where surfaces are gently distinguished by undulating grooves and discreet texture. Frost- and UV-resistant.





## full attention to detail

The accurately textured surface is made with full attention to detail. Its natural beauty does not define a particular style but perfectly harmonizes with both classic elegance and modern minimalism. Just as the stone this particular line is durable and weather resistant.



# Massive



optional set



new version with comfortable handle

see page 277

## Rocka

	mm	mm	pcs	pcs	pcs	h
DBROC300	293	277	12	5	-	~1,90 m
DBROC350	345	321	19	5	-	~1,90 m
DBROC400	391	370	27	3	-	~1,90 m

### 3 sizes



optional set

IWK0280	IWK0325	IWK0355
∨	∨	∨
DBROC300	DBROC350	DBROC400



watering system

**option**  
create your own set  
see page 278



## rattan braid

A solid, frost-resistant flowerpot with a texture faithfully imitating rattan braid. A liner and an irrigation system is optional.



# Massive



optional set



new version with comfortable handle

see page 277

### Rato

	∅ mm	↑ mm	📄 pcs	📄 pcs	🚚 h
DBR300	298	278	12	5 165	~1,65 m
DBR350	348	324	19	5 75	~1,78 m
DBR400	388	370	26	3 54	~1,70 m
DBR490	478	442	52	2 30	~1,90 m

### 4 sizes



S449

7529U

440U

S433



optional set

IWK0280	IWK0325	IWK0355	IWK0460
∨	∨	∨	∨
DBR300	DBR350	DBR400	DBR490



watering system

option  
create your own set  
see page 278

# Massive



## Matuba

	mm	mm	pcs	pcs	h
DBMA300	298	278	12	5	~1,90 m
DBMA350	348	324	19	5	~1,65 m
DBMA400	388	370	26	3	~1,90 m
DBMA490	478	442	52	2	~1,90 m
DBMA600	600	591	120	2	~1,90 m

### 5 sizes



## saucer series recommended

### Massive

	mm	mm	pcs	pcs	h
PR27	270	40	5	2400	~1,80 m
PR33	330	49	5	1400	~1,80 m
PR39	390	58	5	810	~1,86 m
PR45	450	67	5	560	~1,85 m
PR51	510	76	5	400/max	~1,62 m



optional set

IWK0280	IWK0325	IWK0355	IWK0460	--
↓	↓	↓	↓	↓
DBMA300	DBMA350	DBMA400	DBMA490	DBMA600





## bamboo fibres

Slender flowerpots from the exotic Matuba collection, deceptively similar to vessels weaved from bamboo fibres. An irrigation system is optional.





# Massive



2in1  
standard set

new version with  
comfortable handle



## Matuba

	mm	mm	mm	pcs	pcs	h
DBMT300	300	350	8,0/14,0	5	110	~1,70 m
DBMT400	400	480	18,0/34,0	3	54	~1,90 m

### 2 sizes



S449

7529U

440U

S433



2in1  
standard set

new version with  
comfortable handle



## Matuba Slim

	mm	mm	mm	pcs	pcs	h
DPMT300	300	550	8,0/23,0	3	66	~1,85 m
DPMT400	400	780	18,0/57,0	1*	24	~1,85 m

### 2 sizes

\*seperate packing of flowerpots and separate of inserts



S449

7529U

440U

S433



watering system

option  
create your own set  
see page 280



watering system

option  
create your own set  
see page 280



## bamboo fibres

An exotic pots collection, with exquisite texture inspired by natural bamboo braid is an excellent addition to the stylish interior decoration. Includes an insert.



# Massive



## Sunny

	Ø mm	↑ mm	↓ mm	↓ pcs	↓ pcs	↓ h
DBSU30	300	225	8,0	5	330	~1,85 m
DBSU35	350	267	14,0	5	180	~1,90 m
DBSU40	400	307	22,0	5	150	~1,71 m
DBSU46	460	353	34,0	5	60	~1,95 m
DBSU57	570	435	60,0	5	40	~1,95 m

5 sizes

R736



## Sunny

	Ø mm	↑ mm	↓ mm	↓ pcs	↓ pcs	↓ h
DMSU30	300	170	7,0	5	385	~1,90 m
DMSU40	400	225	17,0	5	180	~1,90 m

2 sizes

R736



## Decora

	Ø mm	↑ mm	↓ mm	↓ pcs	↓ pcs	↓ h
DBDE30	300	235	8,0	5	275	~1,77 m
DBDE35	350	280	15,0	5	120	~1,68 m
DBDE39	390	310	21,0	5	120	~1,92 m
DBDE45	450	358	30,0	5	45	~1,60 m
DBDE57	570	455	65,0	5	20	~1,60 m

5 sizes



R736

7529U



saucer series recommended

## Massive



	Ø mm	↑ mm	↓ pcs	↓ pcs	↓ h
PR27	270	40	5	2400	~1,80 m
PR33	330	49	5	1400	~1,80 m
PR39	390	58	5	810	~1,86 m
PR51	510	76	5	400/max	~1,62 m



R736

7529U



## decorated with floral motifs

Sunny and Decora flowerpots from the Massive collection have been inspired by the European style and ceramics fired using traditional methods. Richly decorated with floral motifs. A specially designed tray.





appears to be made of stone

Classic plant pot from the Massive collection, thanks to its texture, appears to be made of stone, at the same time remaining light and handy. The product has improved resistance to sunlight and low temperatures, as well as to mechanical damage.



# Massive



## Classic

	mm	mm	mm	pcs	pcs	h
DBC25	255	240	6,0	5	360	~1,90 m
DBC30	300	260	10,0	5	200	~1,85 m
DBC35	350	300	16,0	5	150	~1,80 m
DBC40	400	340	23,0	5	150	~1,95 m
DBC46	450	390	36,0	5	60	~1,90 m
DBC57	580	470	67,0	5	30	~1,90 m

### 6 sizes



7529U R736 S433



2in1 standard set

new version with comfortable handle

## Classic Tower

	mm	mm	mm	pcs	pcs	h
DPC30	300	500	8,0/20,0	5*	165	~1,95 m
DPC40	400	630	18,0/42,0	5*	60	~1,65 m
DPC48	480	790	40,0/86,0	3*	27	~1,94 m

### 3 sizes

\*separate packing of flowerpots and separate of inserts



7529U R736 S433

saucer series recommended

## Massive



	mm	mm	mm	pcs	pcs	h
PR21	210	31	5	5000	~1,80 m	
PR27	270	40	5	2400	~1,80 m	
PR33	330	49	5	1400	~1,80 m	
PR39	390	58	5	810	~1,86 m	
PR45	450	67	5	560	~1,85 m	



7529U R736 S433



option  
create your own set



watering system



# System



optional set

# Insert










# INSERT

new version with comfortable handle



## Insert

								
	mm	mm	pcs	pcs	pcs	h		
IWKO280	275	174	8	10	720	~1,78 m	----- >>	
IWKO325	325	205	11	10	480	~1,80 m	----- >>	
IWKO355	355	220	18	10	360	~1,87 m	----- >>	
IWKO460	460	290	40	10	180	~1,93 m	----- >>	



DBMA300  
DBMA350  
DBMA400  
DBMA490



DBWA300  
DBWA350  
DBWA400  
DBWA490



DBROC300  
DBROC350  
DBROC400



DBR300  
DBR350  
DBR400  
DBR490





**Matuba**

	∅ mm	
DBMA300	298	---->>
DBMA350	348	---->>
DBMA400	388	---->>
DBMA490	478	---->>
DBMA600	600	

**Insert**

	∅ mm	↑ mm	↓	↑	↓	↑	h
IWKO280	275	174	8	10	720	~1,78 m	
IWKO325	325	205	11	10	480	~1,80 m	
IWKO355	355	220	18	10	360	~1,87 m	
IWKO460	460	290	40	10	180	~1,93 m	



**Wave**

	∅ mm	
DBWA300	293	---->>
DBWA350	342	---->>
DBWA400	392	---->>
DBWA490	478	---->>

**Insert**

	∅ mm	↑ mm	↓	↑	↓	↑	h
IWKO280	275	174	8	10	720	~1,78 m	
IWKO325	325	205	11	10	480	~1,80 m	
IWKO355	355	220	18	10	360	~1,87 m	
IWKO460	460	290	40	10	180	~1,93 m	



**Rocka**

	∅ mm	
DBROC300	293	---->>
DBROC350	345	---->>
DBROC400	391	---->>

**Insert**

	∅ mm	↑ mm	↓	↑	↓	↑	h
IWKO280	275	174	8	10	720	~1,78 m	
IWKO325	325	205	11	10	480	~1,80 m	
IWKO355	355	220	18	10	360	~1,87 m	



**Rato**

	∅ mm	
DBR300	298	---->>
DBR350	348	---->>
DBR400	388	---->>
DBR490	478	---->>

**Insert**

	∅ mm	↑ mm	↓	↑	↓	↑	h
IWKO280	275	174	8	10	720	~1,78 m	
IWKO325	325	205	11	10	480	~1,80 m	
IWKO355	355	220	18	10	360	~1,87 m	
IWKO460	460	290	40	10	180	~1,93 m	


optional INSERT





# optional INSERT + system IZWKO

## Massive Watering System




### Matuba

### Insert

### System IZWKO

			← mm	↘ mm	↑ mm	☒ pcs	☒ pcs	☒ pcs	☒ h		
DBMA300	--->	IWK0280	---	IZWK0280	212	50	212	-	1	672	~1,85 m
DBMA350	--->	IWK0325	---	IZWK0325	252	59	252	-	1	399	~1,92 m
DBMA400	--->	IWK0355	---	IZWK0355	277	59	277	-	1	320	~1,85 m
DBMA490	--->	IWK0460	---	IZWK0460	340	59	340	-	1	216	~1,85 m




### Wave

### Insert

### System IZWKO

			← mm	↘ mm	↑ mm	☒ pcs	☒ pcs	☒ pcs	☒ h		
DBWA300	--->	IWK0280	---	IZWK0280	212	50	212	-	1	672	~1,85 m
DBWA350	--->	IWK0325	---	IZWK0325	252	59	252	-	1	399	~1,92 m
DBWA400	--->	IWK0355	---	IZWK0355	277	59	277	-	1	320	~1,85 m
DBWA490	--->	IWK0460	---	IZWK0460	340	59	340	-	1	216	~1,85 m



### Rocka

### Insert

### System IZWKO

			← mm	↘ mm	↑ mm	☒ pcs	☒ pcs	☒ pcs	☒ h		
DBROC300	--->	IWK0280	---	IZWK0280	212	50	212	-	1	672	~1,85 m
DBROC350	--->	IWK0325	---	IZWK0325	252	59	252	-	1	399	~1,92 m
DBROC400	--->	IWK0355	---	IZWK0355	277	59	277	-	1	320	~1,85 m




### Rato

### Insert

### System IZWKO

			← mm	↘ mm	↑ mm	☒ pcs	☒ pcs	☒ pcs	☒ h		
DBR300	--->	IWK0280	---	IZWK0280	212	50	212	-	1	672	~1,85 m
DBR350	--->	IWK0325	---	IZWK0325	252	59	252	-	1	399	~1,92 m
DBR400	--->	IWK0355	---	IZWK0355	277	59	277	-	1	320	~1,85 m
DBR490	--->	IWK0460	---	IZWK0460	340	59	340	-	1	216	~1,85 m






**Sandy System IZWKO**

		mm	mm	mm	pcs	pcs	pcs	h		
DBSP300	---	>	IZWKO280	212	50	212	-	1	672	~1,85 m
DBSP350	---	>	IZWKO325	252	59	252	-	1	399	~1,92 m
DBSP400	---	>	IZWKO355	277	59	277	-	1	320	~1,85 m




**Sandy Slim System IZWKO**

		mm	mm	mm	pcs	pcs	pcs	h		
DPSP300	---	>	IZWKO280	212	50	212	-	1	672	~1,85 m
DPSP350	---	>	IZWKO325	252	59	252	-	1	399	~1,92 m
DPSP400	---	>	IZWKO355	277	59	277	-	1	320	~1,85 m



**Sand System IZWKO**

		mm	mm	mm	pcs	pcs	pcs	h		
DBSA300	---	>	IZWKO280	212	50	212	-	1	672	~1,85 m
DBSA350	---	>	IZWKO325	252	59	252	-	1	399	~1,92 m
DBSA400	---	>	IZWKO355	277	59	277	-	1	320	~1,85 m



**Sand Slim System IZWKO**

		mm	mm	mm	pcs	pcs	pcs	h		
DPSA300	---	>	IZWKO280	212	50	212	-	1	672	~1,85 m
DPSA350	---	>	IZWKO325	252	59	252	-	1	399	~1,92 m
DPSA400	---	>	IZWKO355	277	59	277	-	1	320	~1,85 m

system IZWKO

Massive Watering System




# System IZWKO

## Massive Watering System



**Cube Slim System IZWKO**

		mm	mm	mm	pcs	pcs	pcs	h
DCUS280	--->	IZWK0280	212	50	212	-	1	672 ~1,85 m
DCUS355	--->	IZWK0355	277	59	277	-	1	320 ~1,85 m
DCUS460	--->	IZWK0460	340	59	340	-	1	216 ~1,85 m



**Matuba System IZWKO**

		mm	mm	mm	pcs	pcs	pcs	h
DBMT300	--->	IZWK0280	212	50	212	-	1	672 ~1,85 m
DBMT400	--->	IZWK0355	277	59	277	-	1	320 ~1,85 m



**Matuba Slim System IZWKO**

		mm	mm	mm	pcs	pcs	pcs	h
DPMT300	--->	IZWK0280	212	50	212	-	1	672 ~1,85 m
DPMT400	--->	IZWK0355	277	59	277	-	1	320 ~1,85 m



**Woode System IZWKO**

		mm	mm	mm	pcs	pcs	pcs	h
DBW0300	--->	IZWK0280	212	50	212	-	1	672 ~1,85 m
DBW0300	--->	IZWK0325	252	59	252	-	1	399 ~1,92 m
DBW0300	--->	IZWK0355	277	59	277	-	1	320 ~1,85 m
DBW0300	--->	IZWK0460	340	59	340	-	1	216 ~1,85 m




**Classic Tower System IZWKO**

		mm	mm	mm	pcs	pcs	pcs	h
DPC30	--->	IZWK0280	212	50	212	-	1	672 ~1,85 m
DPC40	--->	IZWK0355	277	59	277	-	1	320 ~1,85 m
DPC48	--->	IZWK0460	340	59	340	-	1	216 ~1,85 m



**Rato Round System Rato &Tubus**

			←	↗	↑	↘	↖	h
			mm	mm	mm	pcs	pcs	
DRTUS200L	---	>	IZTS200	170	42	170	1	1200 ~1,85 m
DRTUS250L	---	>	IZTS250	212	50	212	1	672 ~1,85 m
DRTUS300L	---	>	IZTS300	252	59	252	1	399 ~1,92 m
DRTUS400L	---	>	IZTS400	340	59	340	1	216 ~1,85 m




**Rato Tubus System Rato &Tubus**

			←	↗	↑	↘	↖	h
			mm	mm	mm	pcs	pcs	
DRTUS200	---	>	IZTS200	170	42	170	1	1200 ~1,85 m
DRTUS250	---	>	IZTS250	212	50	212	1	672 ~1,85 m
DRTUS300	---	>	IZTS300	252	59	252	1	399 ~1,92 m
DRTUS400	---	>	IZTS400	340	59	340	1	216 ~1,85 m



**Tubus Slim System Rato &Tubus**

			←	↗	↑	↘	↖	h
			mm	mm	mm	pcs	pcs	
DTUS200	---	>	IZTS200	170	42	170	1	1200 ~1,85 m
DTUS250	---	>	IZTS250	212	50	212	1	672 ~1,85 m
DTUS300	---	>	IZTS300	252	59	252	1	399 ~1,92 m
DTUS400	---	>	IZTS400	340	59	340	1	216 ~1,85 m



**Tubus slim shine System Rato &Tubus**

			←	↗	↑	↘	↖	h
			mm	mm	mm	pcs	pcs	
DTUS200S	---	>	IZTS200	170	42	170	1	1200 ~1,85 m
DTUS250S	---	>	IZTS250	212	50	212	1	672 ~1,85 m
DTUS300S	---	>	IZTS300	252	59	252	1	399 ~1,92 m
DTUS400S	---	>	IZTS400	340	59	340	1	216 ~1,85 m

system IZTS

Rato&Tubus  
Watering  
System



# system IZSK


## Rato&Urbi Watering System



### Rato Low

### System Rato & Urbi

			mm	mm	mm	pcs	pcs	h
DRTS225L	---	>	IZSK225	210	50	210	1	648 ~1,90 m
DRTS265L	---	>	IZSK265	240	50	240	1	519 ~1,90 m
DRTS325L	---	>	IZSK325	295	55	295	1	292 ~1,90 m
DRTS400L	---	>	IZSK400	360	65	360	1	176 ~1,90 m



### Rato Square

### System Rato & Urbi

				mm	mm	mm	pcs	pcs	h
DRTS225	---	>	IZSK225	210	50	210	1	648 ~1,90 m	
DRTS265	---	>	IZSK265	240	50	240	1	519 ~1,90 m	
DRTS300	---	>	IZSK300	245	52	245	1	481 ~1,90 m	
DRTS325	---	>	IZSK325	295	55	295	1	292 ~1,90 m	
DRTS400	---	>	IZSK400	360	65	360	1	176 ~1,90 m	




### Urbi Square

### System Rato & Urbi

				mm	mm	mm	pcs	pcs	h
DURS225	---	>	IZSK225	210	50	210	1	648 ~1,90 m	
DURS265	---	>	IZSK265	240	50	240	1	519 ~1,90 m	
DURS325	---	>	IZSK325	295	55	295	1	292 ~1,90 m	
DURS400	---	>	IZSK400	360	65	360	1	176 ~1,90 m	




**Tubus case**




**System IZSP**

		← mm	↘ mm	↑ mm	▦ pcs	🚚 h
DTUC400	--->	IZSP340	430	129	45	707 ~1,90 m
DTUC600	--->	IZSP500	505	180	42	375 ~1,90 m




**Cube case**




**System IZSP**

		← mm	↘ mm	↑ mm	▦ pcs	🚚 h
DCUC400	--->	IZSP340	430	129	45	707 ~1,90 m
DCUC600	--->	IZSP500	505	180	42	375 ~1,90 m




**Lofly case**



**System IZSP**

		← mm	↘ mm	↑ mm	▦ pcs	🚚 h
DLOFC400	--->	IZSP340	430	129	45	707 ~1,90 m
DLOFC600	--->	IZSP500	505	180	42	375 ~1,90 m



system IZSP

Case  
**Watering System**







# Mobile Platform



# Mobile Platform



*New*


## Mobile Platform Round

	mm	mm	pcs	pcs	pcs	h
IPMR300	292	40	10	40	480	~1,92 m
IPMR400	390	45	6	12	216	~1,70 m


2 sizes



solid construction  
with 4 independent rotating  
systems of rollers



3 supporting wheels  
inside roller system



*New*

## Mobile Saucer Round

	mm	mm	pcs	pcs	pcs	h
IPRR300	292	55	i	i	i	~im
IPRR370	366	57	i	i	i	~im
IPRR450	446	60	i	i	i	~im

3 sizes



*New*

a round mobile saucer  
with the edge



A practical, round shape of the stand is equipped with a system of 4 independent, stable rollers, rotating by 360 degrees. Thanks to the unique design, we can easily move even very heavy pots in any desirable place. A high edge will keep safely water excess from spilling.

# New

## rotating 360°

smooth movement of the base in each direction

A round mobile platform with a system of 4 independent, stable rollers, which rotate by 360 degrees. Adapted for moving heavy, massive flowerpots. The design and attachment of the rollers makes them practically invisible.



New

rotating 360°

smooth movement of the base in each direction

A mobile, square platform that allows you to move even large flowerpots. It features a system of 4 independent, stable rollers, which rotate by 360 degrees, allowing you to move it in all directions.




# Mobile Platform

solid construction  
with 4 independent rotating  
systems of rollers



3 supporting wheels  
inside roller system



*New*



## Mobile Platform Square

	mm	mm	mm	pcs	pcs	pcs	h
IPMS300	292	292	40	10	40	480	~1,92 m
IPMS400	390	390	45	6	12	216	~1,70 m

2 sizes



*New*

a square mobile saucer  
with the edge



A functional, square stand with a high edge, which secure the water excess and the plant from slipping or falling when moving around. The platform is equipped with a system of 4 independent, stable rollers, rotating by 360 degrees.


*New*



## Mobile Saucer Square

	mm	mm	mm	pcs	pcs	pcs	h
IPRS300	292	292	55	i	i	i	~i m
IPRS370	366	366	57	i	i	i	~i m
IPRS450	446	446	60	i	i	i	~i m

3 sizes



# Mobile Platform



**Rondo**

	 mm	 mm	 pcs	 pcs	 pcs	 h
PCR1	305	90	5	15	360	~1,77 m

**R624**

1 size



**transport them  
wherever you want**



no need to carry heavy plant pots anymore

Rondo saucer, thanks to the wheels mounted at the bottom, is a great help when it comes to tidying up or rearranging things in the garden. There is no need to carry heavy plant pots anymore – Rondo allows you to transport them wherever you want. An additional advantage is its large size – the product is suitable for most plant pots.



lucky  
day  
of  
colours  
full



## urban style

Lucy bag made of elastic material, combines an elegant design with classic urban style. Designed for the modern woman who follows the latest fashion trends – perfect for shopping, having a picnic or going to the beach.



# Bags



## Lucy

	← mm	↘ mm	↓ mm	📄 pcs	📦 pcs	📏 pcs	📏 h
ITLU300	300	155	222/383	6,5	10	20	560 ~1,90 m
ITLU400	400	180	296/488	15,0	10	20	360 ~1,92 m
ITLU480	477	190	357/562	24,0	10	20	160 ~1,80 m

### 3 sizes



192U

235C

320U

389U

426U







## urban style


Striking Lily bag made of elastic material with imaginative ornaments and big round handles. Perfect for the modern woman who appreciates elegance and convenience.





Lily

	 mm	 mm	 mm	 pcs	 pcs	 pcs	 h
ITLI160	160	100	112,5/191	1,25	10	50	1200 ~1,55 m
ITLI200	200	110	141/235	2,2	10	60	1080 ~1,70 m
ITLI240	240	122	169/280	3,8	10	20	720 ~1,70 m



5245U 698U 1788C 235C 389U 426U

ITLI300	300	145	211/347	6,4	10	20	560 ~1,90 m
ITLI400	400	185	281/460	14,8	10	20	360 ~1,92 m
ITLI480	480	220	338/555	21,0	10	20	160 ~1,80 m



5245U 698U 235C 389U

6 sizes







**Lucky Tree**

	mm	mm	mm	pcs	pcs	pcs	h
ITREE1	660	660	1500	1	-	30	~1,05 m



**Lucky Tree M**

	mm	mm	mm	pcs	pcs	pcs	h
ITREEM	210	210	500	1	-	-	-



**Lily-Mix**

	mm	mm	mm	pcs	pcs	pcs	h
LILY-MIX	600	400	440	-	-	1 (kpl.)*	16 ~1,91 m

\* mix color

**3 sizes**



\* ITL1160 - 30pcs



ITL1200 - 32pcs



ITL1240 - 18pcs

698U	698U	698U
5245U	5245U	5245U
389U	389U	389U
1788C	1788C	1788C
235C	235C	235C
426U	426U	426U





# Watering Cans



## great for household

Spry hand-held sprinkler is perfect for home, garden, balcony or terrace. Small Eos watering can stands out thanks to its modern original shape and narrow neck which allows you to fully control the flow of water. Great for the household, balcony and garden.










# Watering Cans



*Ncolour New*



**Eos**

	 mm	 mm	 mm	 pcs	 pcs	 h	 pcs
IKE015	291	110	222	1,5	30	420 ~1,75 m	~13860
						660 ~2,70 m	~21780

1 size



S449







623U

S433

*Ncolour New*



**Spry**

	 mm	 mm	 mm	 pcs	 pcs	 h
IS005	85	210	0,5	20	600	~1,70 m
IS006	100	215	0,6	20	600	~1,70 m
IS012	120	245	1,2	10	300	~1,70 m

3 sizes



623U

S433

*Ncolour New*





*New* colour  
*New*



great for household

Coubi is a practical watering can for household use. Great for your balcony or terrace. Giraffe is a modern, slim watering can with a matt surface. Thanks to the special profile of its neck design don't cause overflowing.



# Watering Cans



*New* colour



**Coubi**

IDUKON2	313	118	306	2,0	6	12	480 ~1,76 m

1 size



S449

623U

S433

*New* colour



**Giraffe**

IKW2	334	140	326	1,5	12	672 ~1,85 m	

1 size



CY728

623U

S433

# Watering Cans

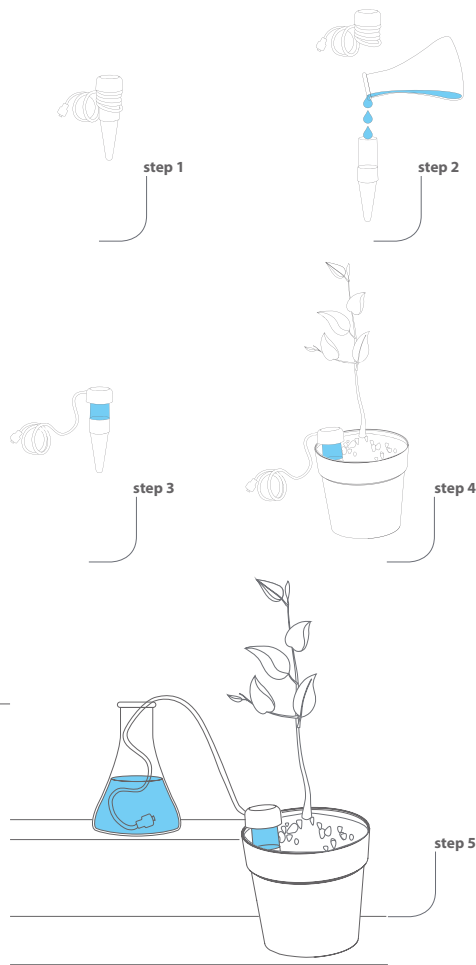


## Idoz

	mm	mm	pcs	pcs	pcs	h
ID0Z	30	105	-	36	2016	~1,72 m

Set includes 2 pieces

easy watering system



*Ne colour New*

## Koni

	mm	mm	mm	pcs	pcs	h	h	pcs
IKON2	350	110	225	1,8	25	350	~1,75 m	~11550
						550	~2,70 m	~18150
IKON5	500	150	300	4,5	12	120	~1,76 m	~3960
						192	~2,73 m	~6336

2 sizes



*New colour  
New*

great for household

Koni watering can is a trusted solution designed mainly for gardening activities. With a removable spring rose. The large handle increases the comfort of use. Idoz, a very simple and functional irrigation system. Your plants can even be left unattended for a few days.



# Watering Cans



*New colour*

**Zebra**

	mm	mm	mm	pcs	pcs	pcs	h	pcs	
IKZ02	352	102	224	2,0	-	20	280 440	~1,75 m ~2,70 m	~9240 ~14520
IKZ05	540	140	290	5,0	10	-	120 160	~1,90 m ~2,50 m	~3960 ~5280
IKZ10	553	174	365	10,0	8	-	80 112	~1950 ~2600	~2640 ~3696

3 sizes



623U

5433





*New*  
N<sup>icolour</sup>

ergonomic handles

Zebra practical watering can is a basic element of any garden or plot. The product is very light and handy, but also resistant to impact and denting. With a removable sieve. Available in three sizes - 2, 5 and 10-litre.



New



## ergonomic handles

It is made of high-quality material in blow moulding technology what makes it an extremely durable design. It has a comfortable, ergonomic handle and removable, large and solid spring rose. Available in two sizes: 7.5L and 10L



# Watering Cans



*New*

**Agri**

	mm	mm	mm	pcs	pcs	h	pcs
IKAG75	605	160	370	7,5	10	80 120	~1,70 m ~2640 ~2,45 m ~3960
IKAG100	635	180	400	10,0	8	64 96	~1,75 m ~2112 ~2,55 m ~3168

2 sizes



5411







## Go ahead with an Aqua special order!

To meet the demand for rising marketing needs we are introducing our new Aqua special order version. This particular model has a variety of options that can be implemented to create your own exclusive watering can. The options include individual colour, IML (in mould labelling), imprint etc. So to create your own special unforgettable watering can.




# Watering Cans



## Aqua

	← mm	↘ mm	↑ mm	📄 pcs	📦 pcs	📏 h	📏 pcs
IKA05	580	123	265	5,0	10	120 ~1,77 m 180 ~2,55 m	~3840 ~5760
IKA10	650	157	360	10,0	8	80 ~1,95 m 112 ~2,60 m	~2560 ~3584

### 2 sizes



## Aqua IML

	← mm	↘ mm	↑ mm	📄 pcs	📦 pcs	📏 h	📏 pcs
IKAML05	580	123	265	5,0	10	120 ~1,77 m 180 ~2,55 m	~3840 ~5760
IKAML10	650	157	360	10,0	8	80 ~1,95 m 112 ~2,60 m	~2560 ~3584

### special order

### 2 sizes



**ASK FOR  
MOQ**



## ergonomic handles

Spring series of watering cans will be invaluable in any garden, even a large one, as they are available in a wide range of sizes (the largest with a capacity of 14L). Both watering cans have very large, ergonomic handles, as well as detachable spring rose.



# Watering Cans

spring rose recommended



### ISIT

**Koni**  
IKON2

**Zebra**  
IKZ02



### ISIT1

**Koni**  
IKON5

**Spring**  
IKSP03



### ISIT3

**Spring**  
IKSP05 / IKSP08 / IKSP10 / IKSP14

**Zebra**  
IKZ05 / IKZ10

**Classico**  
IKCL05, IKCL10



### Spring Rose

	mm	mm	pcs	pcs	pcs	h
ISIT	51	50	60	420	13440	~1,70 m
ISIT1	61	60	50	600	10800	~1,70 m
ISIT3	104	120	-	60	1920	~1,70 m

**116C** **S411**  
**S411**  
**3 sizes**



### Spring

	mm	mm	mm	pcs	pcs	h	h
IKSP03	394	120	265	3,0	15	180	~1,75 m ~5940
						270	~2,54 m ~8910
IKSP05	455	150	305	5,0	10	120	~1,88 m ~3960
						160	~2,60 m ~5280
IKSP08	500	170	345	8,0	10	100	~1,90 m ~3300
						140	~2,60 m ~4620
IKSP10	525	180	370	10,0	8	80	~1,95 m ~2640
						112	~2,60 m ~3696
IKSP14	575	205	390	14,0	6	60	~1,90 m ~1920
						84	~2,68 m ~2520

**5 sizes**

**G642**











# Watering Cans



*New size*

**Classico**

new size

	 mm	 mm	 mm	 l	 pcs	 pcs	 h	 pcs
IKCL05	406	185	290	5,0	1	1	~1m ~1m	~1 ~1
IKCL10	500	230	350	10,0	6	60 84	~1,90 m ~2,60 m	~1980 ~2772

2 sizes

B68M





# great help with gardening

Classico watering can is a great help with gardening activities. Available in two sizes: 5L and 10L.



# case index



*New*



## Splofy Case

	mm	mm	mm	pcs	pcs	pcs	h
DSPC300	297	157	133	4,0	5	-	1000 ~1,85 m
DSPC400	397	180	145	7,4	5	-	600 ~1,86 m

S449 CY728 7529U 405U S433



## Rato Case

	mm	mm	mm	pcs	pcs	pcs	h
DRTC500*	514	192	186	17,0	-	6	72 ~1,70 m
DRTC600*	600	250	240	30,0	3	-	90 ~1,73 m
DRTC800*	800	330	320	72,0	3	-	36 ~1,75 m

S449 7529U 440U S433

\*Rattan case in 500,600 size has two spacers across  
\*Rattan case in 800 size has three spacers across



## Rato Case High

	mm	mm	mm	pcs	pcs	h	
DRTC600H*	600	250	460	30,0	3	-	72 ~1,91 m
DRTC800H*	800	330	650	72,0	3	-	27 ~1,75 m

S449 7529U 440U S433

\*Rattan case in 600 size has two spacers across  
\*Rattan case in 800 size has three spacers across



## Boardee Case

	mm	mm	mm	pcs	pcs	pcs	h
DDEC400	383	144	130	4,9	10	-	640 ~1,90 m
DDEC600	587	144	130	7,9	10	-	400 ~1,90 m

S449 405U R222 S433



## Boardee Hook

	mm	mm	mm	pcs	pcs	h	
DDEC2400	383	212	130	4,9	10	-	480 ~1,90 m

S449 405U R222 S433



## Ratolla PW

	mm	mm	mm	pcs	pcs	pcs	h
DRL400PW	386	154	142	6,0	5	-	450 ~1,80 m
DRL500PW	492	172	174	12,0	5	-	225 ~1,70 m

S449 7529U 440U S433



## Ratolla P

	mm	mm	mm	pcs	pcs	pcs	h
DRL300P	293	119	126	3,0	10	60	1200 ~1,85 m
DRL400P	386	154	142	6,0	10	-	1050 ~1,80 m
DRL500P	492	172	174	12,0	10	-	540 ~1,85 m

S449 7529U 440U S433



*New*

### Respana Table Greenhouse

	mm	mm	mm	mm	pcs	pcs	pcs	h
DREH400	391	257	185	3,6	-	6	72	~1,70 m
DREH400P*	391	257	185	3,6	-	6	72	~1,70 m

1 size  
\*polycarbonate lid

5449 389U 405U 5433



*New*

### Respana Planter Low Set

	mm	mm	mm	mm	pcs	pcs	pcs	h
DREP770WL	770	580	486	83	-	3	18	~1,86 m

1 size  
included calendar of herbs & vegetables growing

389U 405U 5433



new size

*New size*

### Respana Planter Set

	mm	mm	mm	mm	pcs	pcs	pcs	h
DREP770	770	387	820	52	-	5	30	~1,88 m
DREP770W	770	580	963	83	-	3	18	~1,86 m

2 sizes  
included calendar of herbs & vegetables growing

389U 405U 5433



### Respana Triple

	mm	mm	mm	mm	pcs	pcs	pcs	h
DREZ520	519	200	148	7,7	10	-	640	~1,75 m

405U 5433 R624 R222



*New*

### Respana Planter Wood Low Set

	mm	mm	mm	mm	pcs	pcs	pcs	h
ISEW780	770	380	435	-	-	5	30	~1,60 m

405U 5433



*New*

### Respana Planter Wood High Set

	mm	mm	mm	mm	pcs	pcs	pcs	h
ISEW780H	770	380	795	-	-	5	30	~1,60 m

405U 5433



*New*

### Respana Planter Wood High

	mm	mm	mm	mm	pcs	pcs	pcs	h
ISEW780HB	770	380	570	-	5	-	90	1,78 m

405U 5433



# Case Index



## Ratolla Case P

	mm	mm	mm	mm	pcs	pcs	pcs	h
ISR400P	391	173	150	6,3	10	-	720	~1,86 m
ISR500P	489	173	150	8,1	10	-	540	~1,86 m
ISR600P	587	173	150	9,9	10	-	480	~1,86 m
ISR700P*	685	173	150	11,7	10	-	360	~1,86 m
ISR800P*	783	173	150	13,5	10	-	360	~1,86 m
ISR900P*	881	173	150	15,3	10	-	240	~1,86 m

S449 7529U 440U S433

\*Ratolla case in 700, 800, 900 sizes has two spacers across



## Ratolla Case

	mm	mm	mm	mm	pcs	pcs	pcs	h
ISR400	391	173	145	6,3	10	-	1080	~1,90 m
ISR500	489	173	145	8,1	10	-	810	~1,90 m
ISR600	587	173	145	9,9	10	-	720	~1,90 m
ISR700*	685	173	145	11,7	10	-	560	~1,90 m
ISR800*	783	173	145	13,5	10	-	540	~1,90 m
ISR900*	881	173	145	15,3	10	-	360	~1,90 m

S449 7529U 440U S433

\*Ratolla case in 700, 800, 900 sizes has two spacers across



## Lofly Case

	mm	mm	mm	mm	pcs	pcs	pcs	h
DLOFC400	378	177	164	8,0	5	-	420	~1,81 m
DLOFC600	578	257	224	26,0	3	-	144	~1,90 m
DLOFC800	792	352	334	71,5	3	-	45	~1,74 m
DLOFC1000	992	390	410	111,5	3	-	24	~1,77 m

405U S433 R624 389U

405U S433 R624

\*Lofly case in 1000 size has stability metal spacers across



## Coubi

	mm	mm	mm	mm	pcs	pcs	pcs	h
DUPP240	240	120	110	2,5	10	-	2400	~1,80 m
DUPP300	290	142	136	4,4	10	-	1200	~1,65 m
DUPP400	390	190	182	10,6	10	-	600	~1,85 m

S449 CY728 7502U 426U 370U



## Camelia W

	mm	mm	mm	mm	pcs	pcs	pcs	h
DCM400W	402	170	143	9,0	5	-	420	~1,84 m
DCM500W	508	188	173	15,5	5	-	225	~1,73 m

S449 389U 235C R624 R222



## Camelia

	mm	mm	mm	mm	pcs	pcs	pcs	h
DCM400	402	170	143	9,0	10	-	700	~1,75 m
DCM500	508	188	173	15,5	10	-	360	~1,76 m

S449 389U 235C R624 R222



## Cube Case

	mm	mm	mm	mm	pcs	pcs	pcs	h
DCUC400	392	182	160	8,0	10	-	480	~1,85 m
DCUC600	587	264	236	25,5	5	-	120	~1,50 m

S449 7529U S433



## Tubus Case

	mm	mm	mm	mm	pcs	pcs	pcs	h
DTUC400	400	216	200	12,0	10	-	600	~1,70 m
DTUC600	600	324	300	38,6	5	-	160	~1,70 m

S449 7529U S433

# Case Index



## Respana Set

	mm	mm	mm	pcs	pcs	h
ISE400P	392	184	150	10	720	~1,89 m
ISE500P	490	184	150	10	540	~1,89 m
ISE600P	590	184	150	10	480	~1,89 m

S449 405U S433 389U  
370U R624 R222

ISE700P	688	184	150	10	360	~1,89 m
ISE800P	786	184	150	10	360	~1,89 m
ISE900P	885	184	150	10	240	~1,89 m

S449 405U S433  
R624 R222



## Terra

	mm	mm	mm	pcs	pcs	h
DTT600	600	257	238	18,0	10	~1,82 m
DTT700	700	300	277	30,0	10	~1,80 m
DTT800	800	344	320	44,0	10	~1,78 m

R624 S433



## Terra

	mm	mm	mm	pcs	pcs	h
ISBT40	400	190	160	6,0	20	~1,73 m
ISBT50	500	190	160	7,5	20	~1,65 m

R624



## Agro

	mm	mm	mm	pcs	pcs	h
IS400	400	180	140	10	1320	~1,75 m
IS500	500	180	140	10	1080	~1,85 m
IS600	600	180	140	10	880	~1,70 m
IS700	700	180	140	10	720	~1,85 m
IS800	800	180	140	10	720	~1,80 m
IS1000	1000	180	140	10	480	~1,75 m

S449 S433 370U R624  
R222



## Respana Box

	mm	mm	mm	pcs	pcs	h
ISE400	392	184	145	10	1200	~1,85 m
ISE500	490	184	145	10	900	~1,85 m
ISE600	590	184	145	10	800	~1,85 m

S449 405U S433 389U  
370U R624 R222

ISE700	688	184	145	10	600	~1,85 m
ISE800	786	184	145	10	600	~1,85 m
ISE900	885	184	145	10	400	~1,85 m

S449 405U S433  
R624 R222



## Balcony Can

	mm	mm	mm	pcs	pcs	h
DTT6CAN	600	257	238	18,0	10	~1,70 m

R624



## Balcony Can

	mm	mm	mm	pcs	pcs	h
ISBT5CAN	500	190	160	7,5	10	~1,90 m

R624



## Balcony Can

	mm	mm	mm	pcs	pcs	h
IS6CAN	600	180	140	11,0	10	~1,90 m

R624

# saucer index



## Coubi

	mm	mm	pcs	pcs	pcs	h
PPC120	120	15	10/50	600	14400	~1,60 m
PPC140	140	20	10/50	400	7200	~1,77 m
PPC175	175	25	10/60	240	5760	~1,80 m
PPC210	210	30	10/50	-	4500	~1,95 m
PPC260	260	37	10/60	-	2160	~1,85 m
PPC320	320	41	10/50	-	1200	~1,75 m
PPC360	360	47	10	-	900	~1,85 m
PPC460	460	54	10	-	390	~1,82 m

\*polycarbonate

CS99G

## Lofly Saucer

	mm	mm	pcs	pcs	pcs	h
PPLF105	105	17	10/100	900	21600	~1,74 m
PPLF125	125	20	10/100	900	16200	~1,82 m
PPLF155	155	25	10/100	500	9000	~1,82 m
PPLF190	190	31	10/100	600	6000	~1,77 m
PPLF230	230	37	10/100	-	6000	~1,85 m
PPLF270	270	44	10/100	-	2600	~1,50 m
S449 7529U 405U S433						
389U 207C 116U R624						
PPLF305	305	49	10	-	1600	~1,70 m
PPLF380	380	62	10	-	1080	~1,85 m
S449 405U S433 R624						
389U						

## Plastica

	mm	mm	pcs	pcs	pcs	h
PP09	98	20	10/80	720	25920	~1,70 m
PP11	112	22	10/60	720	14400	~1,63 m
PP13	132	24	10/60	720	11520	~1,79 m
PP15	151	27	10/60	720	11520	~1,73 m
PP17	189	30	10/40	240	4800	~1,73 m
PP20	195	34	10/40	240	4800	~1,85 m
PP23	222	39	10/40	-	4000	~1,90 m
PP28	263	44	10	-	2470	~1,92 m
PP34	311	47	10	-	1440	~1,90 m
PP40	359	50	10	-	1080	~1,90 m

R624

## Glinka

	mm	mm	pcs	pcs	pcs	h
PG10	95	24	20/400	-	12000	~1,82 m
PG11	110	27	20	360	8640	~1,80 m
PG13	130	32	20	360	8640	~1,93 m
PG15	145	35	20/100	-	4800	~1,90 m
PG17	160	40	20/100	-	4000	~1,70 m
PG19	190	45	10/80	-	2880	~1,86 m
PG22	220	50	10/50	-	2000	~1,80 m
PG26	255	60	10/50	-	1450	~1,93 m

R624

## Massive

	mm	mm	pcs	pcs	h
PR21	210	31	5	5000	~1,80 m
7529U R736 440U S433					
PR27	270	40	5	2400	~1,80 m
PR33	330	49	5	1400	~1,80 m
PR39	390	58	5	810	~1,86 m
PR45	450	67	5	560	~1,85 m
PR51	510	76	5	400/max	~1,62 m
S449 7529U R736 440U S433					

## Terra

	mm	mm	pcs	pcs	pcs	h
PCE0	80	10	10/100	900	21600	~1,70 m
PCE1	95	10	10/100	900	27000	~1,70 m
PCE2	110	12	10/100	900	21600	~1,80 m
PCE3	135	15	10/100	400	9600	~1,70 m
PCE4	160	15	10/100	400	7200	~1,77 m
PCE5	197	28	10/40	-	4800	~1,60 m
PCE6	220	35	10/40	-	3600	~1,75 m
PCE7	270	39	10/40	-	1920	~1,75 m

R624

S433

PCE8	325	45	10	-	1200	~1,85 m
PCE9	370	60	10	-	900	~1,85 m
PCE10	425	65	10	-	900	~1,85 m
PCE11	510	76	5	-	240	~1,85 m

R624

## Terra

	mm	mm	pcs	pcs	pcs	h
POD09	90	12	10/50	900	36000	~1,95 m
POD11	110	14	10/50	700	28000	~1,95 m
POD12	120	16	10/50	900	18000	~1,63 m
POD14	140	19	10/50	900	14400	~1,80 m
POD17	170	22	10/50	500	12000	~1,93 m
POD21	210	27	10/50	400	9600	~1,93 m
POD25	250	33	10/50	100	3600	~1,70 m
POD29	290	38	10/-	-	3300	~1,70 m

S449

R624

S433

POD33	330	44	10/-	-	1800	~1,95 m
POD37	370	49	10	-	1620	~1,90 m
POD41	410	55	10	-	1300	~1,90 m
POD46	460	60	10	-	880	~1,92 m
POD54	540	69	10	-	400	~1,90 m

R624

S433

### Universa



	mm	mm	mm	pcs	pcs	h
--	----	----	----	-----	-----	---

IPU400	369	155	25	10	2550	~1,75 m
IPU500	467	155	25	10	1870	~1,75 m
IPU600	567	155	25	10	1700	~1,75 m

S449 405U S433 389U  
370U R624 R222

IPU700	671	155	25	10	1360	~1,75 m
IPU800	773	155	25	10	1190	~1,75 m
IPU900	866	155	25	10	850	~1,75 m

S449 405U S433  
R624 R222

### Terra



	mm	mm	mm	pcs	pcs	h
--	----	----	----	-----	-----	---

PKWT14	140	140	19	10	20000	~1,90 m
PKWT17	170	170	24	10	10080	~1,90 m
PKWT22	220	220	30	10	5250	~1,85 m
PKWT27	270	270	38	10	3960	~1,90 m
PKWT34	340	340	45	10	1800	~1,85 m
PKWT41	410	410	55	10	1320	~1,90 m

R624 S433

### Lofly Saucer Case



	mm	mm	mm	pcs	pcs	h
--	----	----	----	-----	-----	---

PPLFC360	360	148	24	5	4320	~1,85 m
----------	-----	-----	----	---	------	---------

405U S433 R624 389U

PPLFC535	535	212	34	6	1596	~1,80 m
PPLFC735	732	290	49	6	696	~1,88 m
PPLFC920	920	315	59	6	198	~1,90 m

405U S433 R624

### Lofly Saucer Square



	mm	mm	mm	pcs	pcs	h
--	----	----	----	-----	-----	---

PPLFQ165	165	165	27	10	8400	~1,80 m
PPLFQ200	200	200	32	10	7200	~1,85 m
PPLFQ245	245	245	40	10	3240	~1,85 m

S449 405U S433 R624

### Agro



	mm	mm	mm	pcs	pcs	h
--	----	----	----	-----	-----	---

IP400	345	127	28	10	3640	~1,90 m
IP500	445	127	28	10	2610	~1,90 m
IP600	544	127	28	10	2470	~1,90 m
IP700	653	127	28	10	1820	~1,85 m
IP800	753	127	28	10	1620	~1,85 m
IP1000	953	127	28	10	1080	~1,85 m

S449 S433 370U R624  
R222

### Rondo



	mm	mm	mm	pcs	pcs	h
--	----	----	----	-----	-----	---

PCR1	305	90	5	15	360	~1,77 m
------	-----	----	---	----	-----	---------

R624

New



### Mobile Platform Round

	mm	mm	mm	pcs	pcs	h
--	----	----	----	-----	-----	---

IPMR300	292	40	10	40	480	~1,92 m
IPMR400	390	45	6	12	216	~1,76 m

R624 S433

New



### Mobile Platform Square

	mm	mm	mm	pcs	pcs	h
--	----	----	----	-----	-----	---

IPMS300	292	292	40	10	40	480	~1,92 m
IPMS400	390	390	45	6	12	216	~1,76 m

R624 S433

New



### Mobile Saucer Round

	mm	mm	mm	pcs	pcs	h
--	----	----	----	-----	-----	---

IPRR300	292	55	i	i	i	~m
IPRR370	366	57	i	i	i	~m
IPRR450	446	90	i	i	i	~m

R624 S433

New



### Mobile Saucer Square

	mm	mm	mm	pcs	pcs	h
--	----	----	----	-----	-----	---

IPRS300	292	292	55	i	i	~m
IPRS370	366	366	57	i	i	~m
IPRS450	446	446	60	i	i	~m

R624 S433

# hanger index



## Agrohang



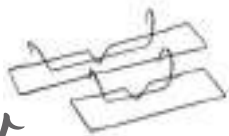
	mm	mm	pcs	pcs	pcs	h
IWAG	230	210	10	70	4480	~1,10 m

1 size

S411

Ratolla Case  
Ratolla Case P  
Agro  
Balcony Can  
Terra

New



## Respana Hanger

	mm	mm	mm	pcs	pcs	h
IWR400	365	250	120	i	i	~i m
IWR600	565	250	120	i	i	~i m

2 sizes

S411

Respana Box - ISE 400, ISE600

## Hangplast



	mm	mm	pcs	pcs	h
IWWS	200/250	190	20	2240	~1760

1 size

S449 S433 370U R624 R222

Ratolla Case  
Ratolla Case P  
Respana Set  
Respana Box  
Agro

## Metalhang



	mm	mm	mm	pcs	pcs	h
IWMET40	380	290	240	24	384	~1,80 m

1 size

S411

Terra - ISBT40  
Cube Case - DCUC400  
Cube Case Beton - DCUC400B

## Akant



	mm	mm	pcs	pcs	pcs	h
IWA	200	230	10	160	2560	~1,94 m

1 size

S449 R624

Ratolla Round W  
Rato Round W  
Splofy Round W  
Respana W  
Agro  
Pro  
Terra-DWT23, DWT26, DWT29

# display solution



IRT



IRC



IRPPC



LILY-MIX



K325



ITREE1



ITREEM



IRPS


# Display Solution



# Ask for MOQ



stack up to 3 displays one on each other



600 x 400 x 400 mm

600 x 400 x 1200 mm



Store

Prosperplast®



splofy collection

Prosperplast®



rato collection

Prosperplast®



sandy collection

Prosperplast®



watering cans






Exhibition





# Logistics





# Production



Full range of our products in additional catalogues



Skrzynki i organizery  
Tool boxes, organizers



Organizery i kosze do segregacji odpadów  
Household



Łopaty i akcesoria zimowe  
Shovels & winter accessories



Zima jest fajna - oferta dla dzieci  
Winter is fun - kids offer



Brumee Jeździki  
Brumee Toy Cars